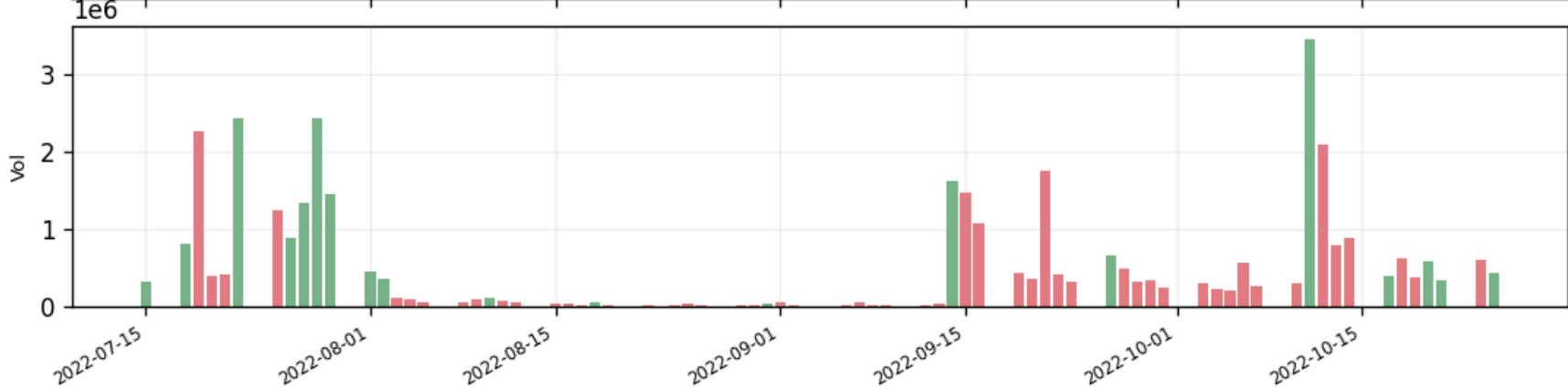


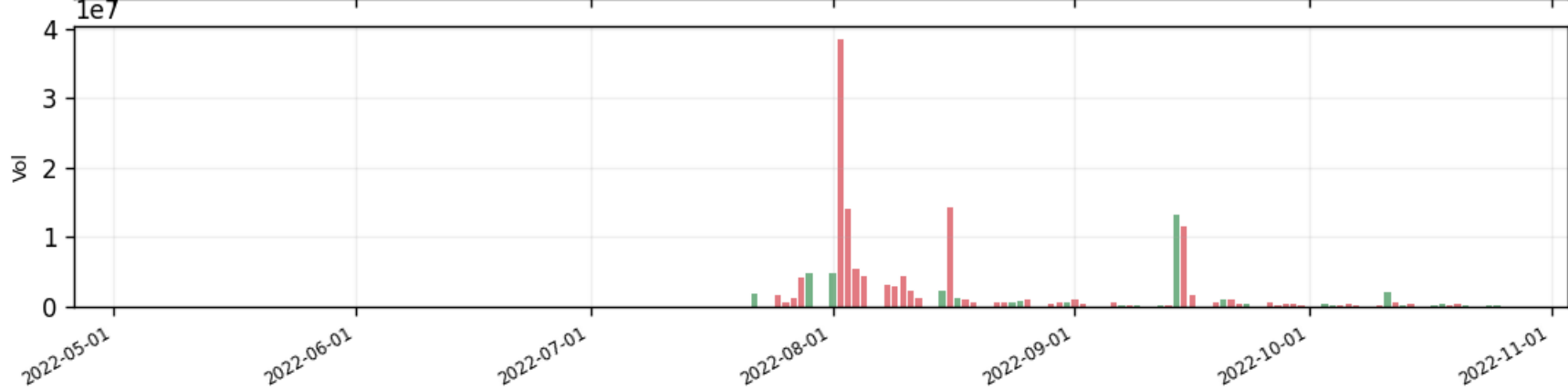
HKD — AMTD Digital — 7→2,555 (Aug 2022)

Peak \$2555.30 on 2022-08-02 | Base → Peak +15664% in 12d | 5d +4438% / 10d +10170% / 30d +nan% | Crack -57% in 1d | Peak vol nanx 30d avg



AMTD — AMTD IDEA (parent of HKD)

\$12.90 on 2022-08-02 | Base→Peak +1165% in 15d | 5d +629% / 10d +1042% / 30d +975% | Crack -52% in 1d | Peak vol 7129.8× 30d avg | nominal prices (split-backed-out)



ATXG — Addentax — ~5000% Aug 2023

\$6565.40 on 2022-08-31 | Base→Peak +8654% in 60d | 5d +8654% / 10d +8654% / 30d +8654% | Crack -95% in 1d | Peak vol nan× 30d avg | nominal prices (split-backed-out)



HUDI — Huadi International

Peak \$192.88 on 2022-11-04 | Base→Peak +1076% in 53d | 5d +775% / 10d +227% / 30d +706% | Crack -92% in 1d | Peak vol 43.2× 30d avg



TOP — TOP Financial

Peak \$256.44 on 2023-04-28 | Base→Peak +7124% in 47d | 5d +3996% / 10d +4879% / 30d +5060% | Crack -80% in 1d | Peak vol 133.2× 30d avg



BAOS — Baosheng Media

Peak \$19.00 on 2023-05-01 | Base→Peak +513% in 5d | 5d +513% / 10d +414% / 30d +346% | Crack -53% in 1d | Peak vol 51.3x 30d avg



AEHL — Antelope Enterprise

Peak \$6.41 on 2024-07-11 | Base→Peak +358% in 38d | 5d +123% / 10d +176% / 30d +342% | Crack -37% in 3d | Peak vol 3.6x 30d avg | nominal prices (split-backed-out 0.00



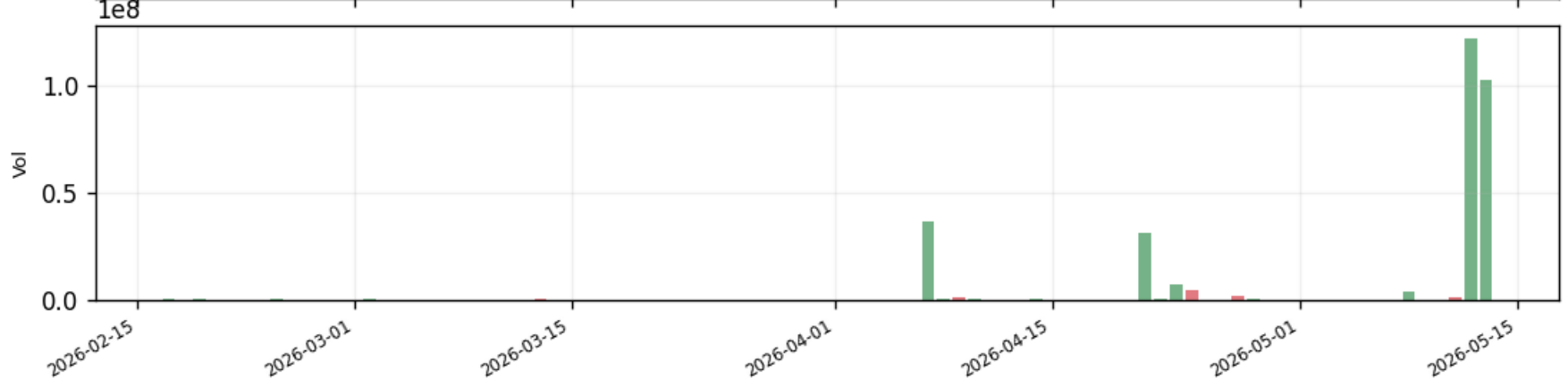
WOK — WOK — scan 2024 (+484% 30d at peak)

Peak \$0.87 on 2025-06-03 | Base→Peak +135% in 35d | 5d +9% / 10d +74% / 30d +129% | Crack -87% in 78d | Peak vol 0.7x 30d avg | nominal prices (split-backed-out 0.000)



TDIC — TDIC — May 2026 pump

Peak \$30.00 on 2026-05-13 | Base→Peak +5163% in 31d | 5d +2359% / 10d +2555% / 30d +4378% | Crack +0% in 0d | Peak vol 774.6 × 30d avg



QUCY — QUCY — May 2026 pump
Peak \$1.62 on 2026-05-13 | Base→Peak +402% in 1d | 5d +326% / 10d +254% / 30d +242% | Crack +0% in 0d | Peak vol 503.1x 30d avg



WKHS — WKHS — scan 2024 (+329% 30d at peak)
Peak \$5.61 on 2025-07-11 | Base→Peak +570% in 34d | 5d +287% / 10d +375% / 30d +445% | Crack -50% in 1d | Peak vol 74.2x 30d avg | nominal prices (split-backed-out 0.0



BLNK — Blink Charging

Peak \$8.50 on 2020-07-06 | Base→Peak +421% in 41d | 5d +181% / 10d +239% / 30d +415% | Crack -31% in 6d | Peak vol 202.6x 30d avg



KODK — Kodak — EUA loan 2→60 (Jul 2020)

Peak \$60.00 on 2020-07-29 | Base→Peak +2870% in 12d | 5d +2678% / 10d +2785% / 30d +2359% | Crack -50% in 1d | Peak vol 884.2x 30d avg



BBIG — Vinco Ventures

Peak \$4.04 on 2021-01-22 | Base→Peak +379% in 11d | 5d +288% / 10d +340% / 30d +307% | Crack -36% in 2d | Peak vol 54.1x 30d avg | nominal prices (split-backed-out 0.



GME — GameStop — Jan 2021 squeeze 20→483

Peak \$380.00 on 2021-01-27 | Base→Peak +3529% in 59d | 5d +871% / 10d +1805% / 30d +2755% | Crack -49% in 1d | Peak vol 6.2 × 30d avg | nominal prices (split-backed-o



KOSS — Koss — Jan 2021 squeeze 3→127

Peak \$105.40 on 2021-01-29 | Base→Peak +5092% in 60d | 5d +3056% / 10d +3333% / 30d +4116% | Crack -67% in 1d | Peak vol 740.4× 30d avg



BBBY — Bed Bath & Beyond — RC Aug 2022

Peak \$102.95 on 2021-02-17 | Base→Peak +108% in 30d | 5d +1% / 10d +32% / 30d +108% | Crack -32% in 6d | Peak vol nanx 30d avg



AMC — AMC — Jun 2021 squeeze 5→72

Peak \$72.62 on 2021-06-02 | Base→Peak +742% in 36d | 5d +343% / 10d +418% / 30d +683% | Crack -34% in 2d | Peak vol 7.9x 30d avg | nominal prices (split-backed-out 0

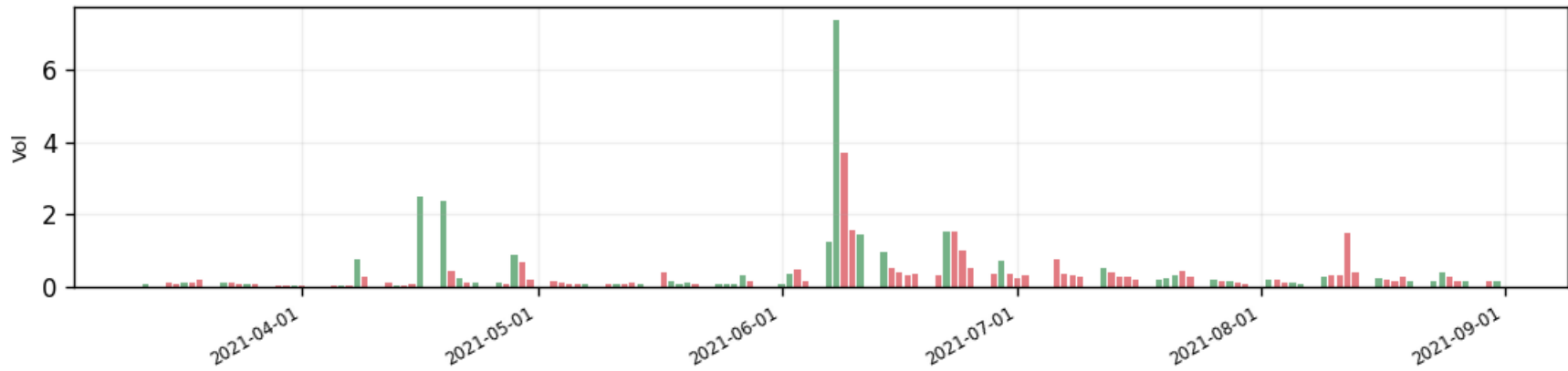


CLOV — Clover Health — June 2021

Peak \$24.93 on 2021-06-08 | Base→Peak +266% in 15d | 5d +223% / 10d +260% / 30d +170% | Crack -32% in 1d | Peak vol 22.1x 30d avg



1e8



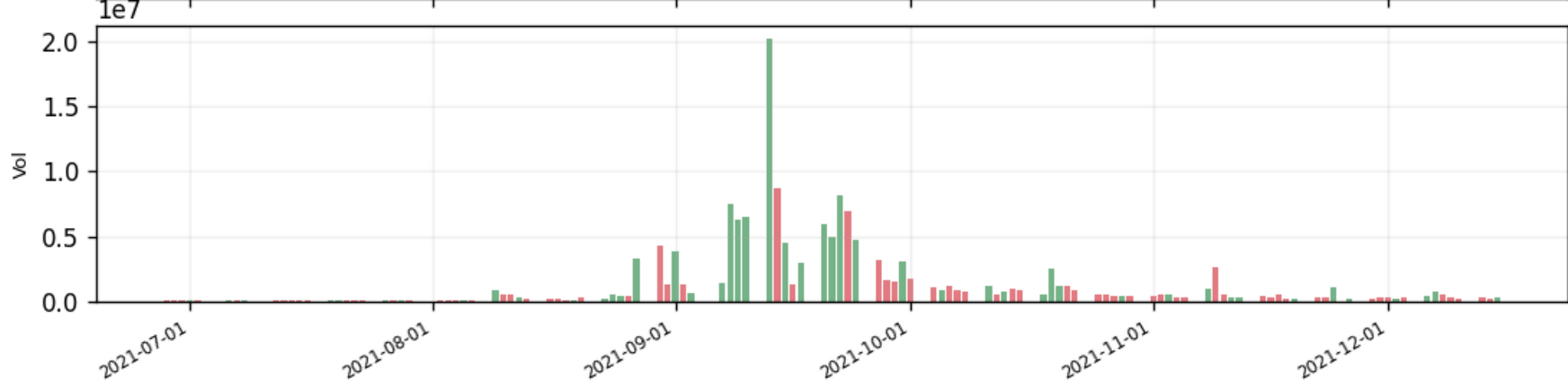
GREE — Greenidge Generation

Peak \$43.17 on 2021-08-30 | Base→Peak +1170% in 59d | 5d +286% / 10d +451% / 30d +883% | Crack -44% in 2d | Peak vol 110.4x 30d avg | nominal prices (split-backed-out 0



ATER — Aterian

Peak \$16.93 on 2021-09-22 | Base→Peak +443% in 22d | 5d +50% / 10d +84% / 30d +248% | Crack -33% in 4d | Peak vol 60.6x 30d avg | nominal prices (split-backed-out 0.00)



PHUN — Phunware — Trump Media run
\$24.04 on 2021-10-22 | Base→Peak +2828% in 45d | 5d +2234% / 10d +2565% / 30d +2212% | Crack -70% in 1d | Peak vol 310.4 × 30d avg | nominal prices (split-backed-out)



KAVL — Kaival Brands

Peak \$3.45 on 2022-02-15 | Base→Peak +522% in 13d | 5d +130% / 10d +400% / 30d +376% | Crack -35% in 5d | Peak vol 47.5x 30d avg | nominal prices (split-backed-out 0.0



CYN — Cygn

Peak \$5.80 on 2022-04-29 | Base→Peak +437% in 9d | 5d +116% / 10d +404% / 30d +330% | Crack -32% in 2d | Peak vol 174.5x 30d avg | nominal prices (split-backed-out 6.67)



RUM — Rumble (CFVI→RUM post-merger)

Peak \$17.23 on 2022-09-19 | Base→Peak +73% in 52d | 5d +43% / 10d +47% / 30d +72% | Crack -30% in 4d | Peak vol 45.4x 30d avg



BBAI — BBAI — scan 2024 (+178% 30d at peak)

Peak \$4.42 on 2023-02-15 | Base→Peak +505% in 30d | 5d +19% / 10d +29% / 30d +505% | Crack -33% in 8d | Peak vol nan× 30d avg



BZFD — BZFD — scan 2024 (+145% 30d at peak)

Peak \$2.18 on 2023-02-15 | Base→Peak +198% in 30d | 5d +17% / 10d +0% / 30d +198% | Crack -33% in 9d | Peak vol nanx 30d avg | nominal prices (split-backed-out 0.25)



IREN — IREN — scan 2024 (+216% 30d at peak)
Peak \$4.40 on 2023-02-15 | Base→Peak +270% in 30d | 5d +112% / 10d +106% / 30d +270% | Crack -32% in 5d | Peak vol nanx 30d avg



SKYT — SKYT — scan 2024 (+111% 30d at peak)
Peak \$15.72 on 2023-02-15 | Base→Peak +120% in 28d | 5d +27% / 10d +46% / 30d +112% | Crack -30% in 21d | Peak vol 10.2× 30d avg



NLST — Netlist — patent verdict pump

Peak \$3.98 on 2023-03-09 | Base→Peak +234% in 45d | 5d +39% / 10d +79% / 30d +130% | Crack -31% in 1d | Peak vol nanx 30d avg



PYXS — PYXS — scan 2024 (+182% 30d at peak)

Peak \$6.92 on 2023-03-30 | Base→Peak +401% in 60d | 5d +259% / 10d +220% / 30d +346% | Crack -42% in 1d | Peak vol nanx 30d avg



IFRX — IFRX — scan 2024 (+192% 30d at peak)

Peak \$7.25 on 2023-04-05 | Base→Peak +337% in 13d | 5d +307% / 10d +268% / 30d +252% | Crack -32% in 2d | Peak vol 1614.8x 30d avg



GFAI — Guardforce AI — Apr 2022 pump

Peak \$34.84 on 2023-04-12 | Base→Peak +742% in 19d | 5d +168% / 10d +626% / 30d +355% | Crack -33% in 2d | Peak vol 63.7× 30d avg



GDC — GDC — scan 2024 (+470% 30d at peak)

Peak \$44.00 on 2023-05-01 | Base→Peak +1873% in 5d | 5d +1873% / 10d +1494% / 30d +1639% | Crack -92% in 1d | Peak vol 1583.1x 30d avg



CXAI — CXApp

Peak \$14.99 on 2023-05-02 | Base→Peak +1027% in 15d | 5d +20% / 10d +47% / 30d +669% | Crack -31% in 1d | Peak vol 3.2x 30d avg



IBRX — IBRX — scan 2024 (+396% 30d at peak)

Peak \$6.61 on 2023-05-08 | Base→Peak +390% in 34d | 5d +115% / 10d +171% / 30d +303% | Crack -58% in 3d | Peak vol 4.4x 30d avg



NERV — NERV — scan 2024 (+198% 30d at peak)
Peak \$8.49 on 2023-05-10 | Base→Peak +434% in 36d | 5d +84% / 10d +227% / 30d +402% | Crack -34% in 4d | Peak vol 19.3x 30d avg



ENVB — ENVB — scan 2024 (+168% 30d at peak)
k \$6.98 on 2023-05-24 | Base→Peak +425% in 31d | 5d +359% / 10d +318% / 30d +425% | Crack -45% in 1d | Peak vol 4425.9x 30d avg | nominal prices (split-backed-out 0.0



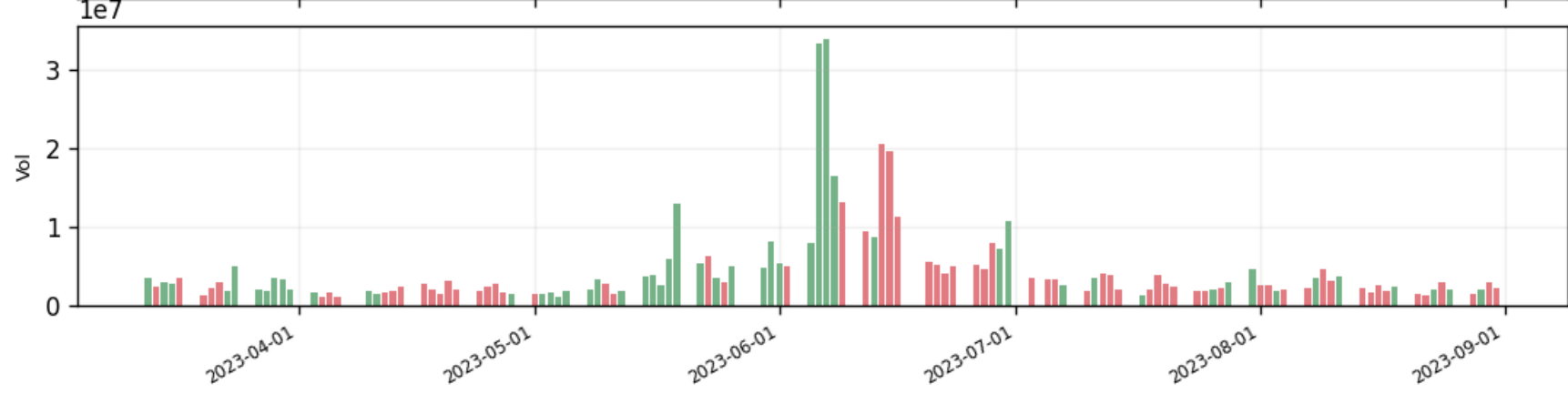
DMRC — DMRC — scan 2024 (+101% 30d at peak)

Peak \$32.94 on 2023-06-06 | Base→Peak +100% in 30d | 5d +8% / 10d +3% / 30d +100% | Crack -20% in 14d | Peak vol 3.2x 30d avg



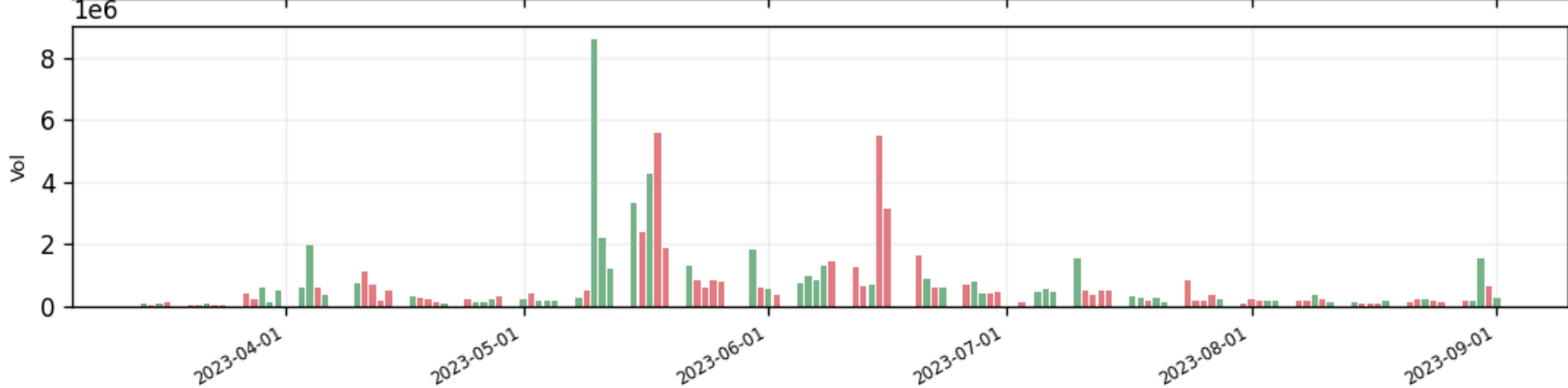
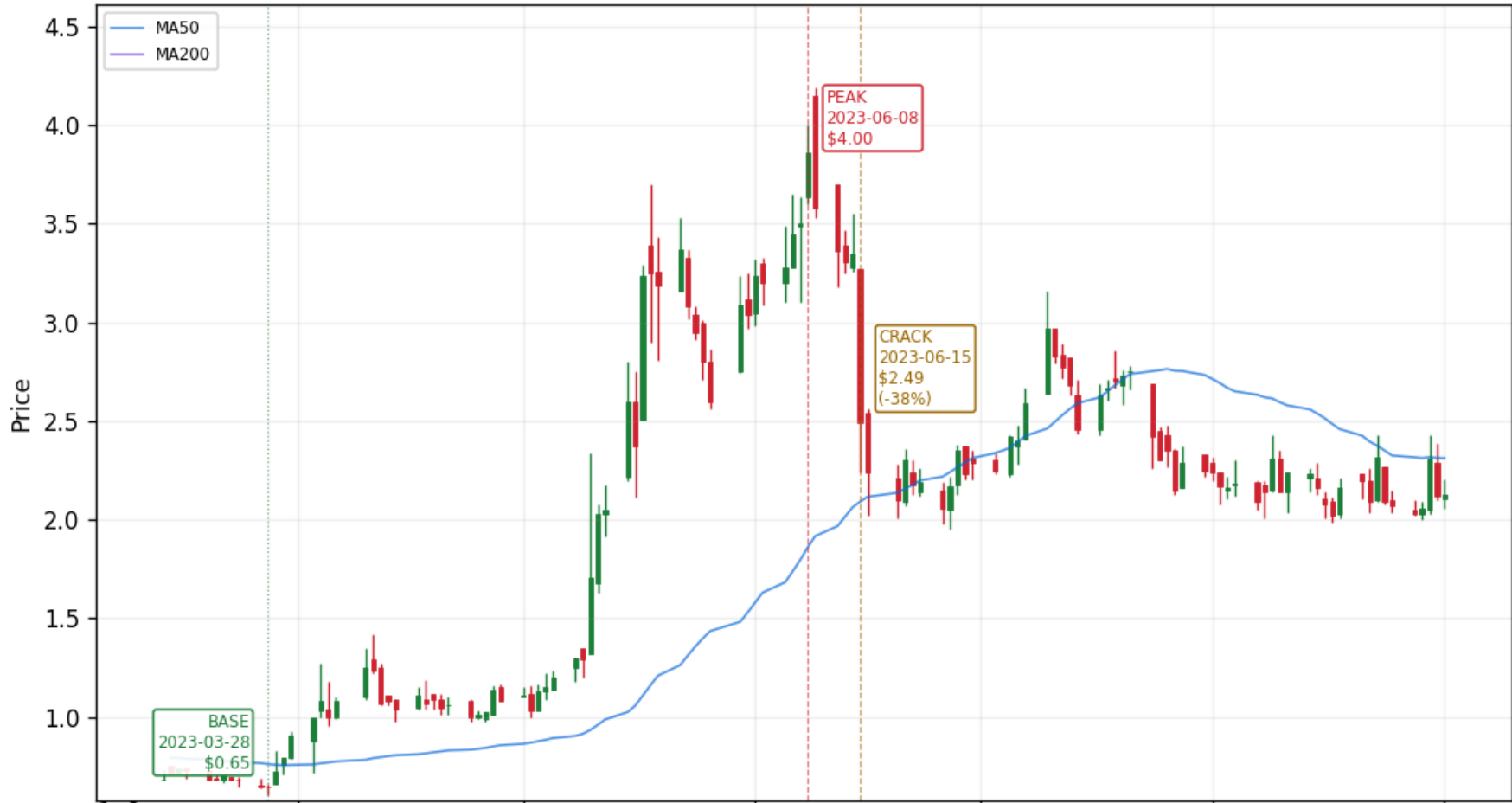
MVIS — MVIS — scan 2024 (+104% 30d at peak)

Peak \$8.20 on 2023-06-07 | Base→Peak +351% in 30d | 5d +75% / 10d +102% / 30d +351% | Crack -44% in 5d | Peak vol 14.8x 30d avg



CRVS — CRVS — scan 2024 (+198% 30d at peak)

Peak \$4.00 on 2023-06-08 | Base→Peak +517% in 50d | 5d +23% / 10d +36% / 30d +290% | Crack -38% in 5d | Peak vol 13.6x 30d avg



GSIT — GSIT — scan 2024 (+341% 30d at peak)
Peak \$9.46 on 2023-06-15 | Base→Peak +548% in 60d | 5d +26% / 10d +24% / 30d +510% | Crack -31% in 4d | Peak vol 124.9x 30d avg



RXT — RXT — scan 2024 (+533% 30d at peak)
Peak \$2.94 on 2023-06-30 | Base→Peak +172% in 32d | 5d +54% / 10d +38% / 30d +149% | Crack -31% in 23d | Peak vol 6.7x 30d avg



AAOI — AAOI — scan 2024 (+245% 30d at peak)

Peak \$10.00 on 2023-07-11 | Base→Peak +510% in 38d | 5d +65% / 10d +115% / 30d +471% | Crack -38% in 12d | Peak vol 42.6× 30d avg



GDTC — GDTC — scan 2024 (+103% 30d at peak)
Peak \$9.25 on 2023-07-11 | Base→Peak +245% in 29d | 5d +192% / 10d +222% / 30d +236% | Crack -55% in 1d | Peak vol 90.8x 30d avg



TMC — TMC — scan 2024 (+171% 30d at peak)

Peak \$2.93 on 2023-07-11 | Base→Peak +341% in 28d | 5d +50% / 10d +112% / 30d +310% | Crack -38% in 2d | Peak vol 8.9x 30d avg



GP — GP — scan 2024 (+107% 30d at peak)

Peak \$5.65 on 2023-07-18 | Base→Peak +146% in 32d | 5d +77% / 10d +108% / 30d +122% | Crack -30% in 5d | Peak vol 50.5x 30d avg | nominal prices (split-backed-out 0.



GREE — Greenidge Generation

Peak \$43.17 on 2021-08-30 | Base→Peak +1170% in 59d | 5d +286% / 10d +451% / 30d +883% | Crack -44% in 2d | Peak vol 110.4x 30d avg | nominal prices (split-backed-out 0



AMSC — AMSC — scan 2024 (+108% 30d at peak)
Peak \$17.37 on 2023-08-01 | Base→Peak +369% in 60d | 5d +147% / 10d +123% / 30d +158% | Crack -34% in 1d | Peak vol 370.9x 30d avg



HKIT — HKIT — scan 2024 (+130% 30d at peak)
Peak \$39.80 on 2023-08-24 | Base→Peak +809% in 41d | 5d +119% / 10d +260% / 30d +555% | Crack -31% in 2d | Peak vol 13.6x 30d avg | nominal prices (split-backed-out 0



GTEC — GTEC — scan 2024 (+100% 30d at peak)
Peak \$5.25 on 2023-09-06 | Base→Peak +243% in 13d | 5d +203% / 10d +211% / 30d +216% | Crack -40% in 5d | Peak vol 73.3× 30d avg



TSHA — TSHA — scan 2024 (+156% 30d at peak)
Peak \$3.87 on 2023-09-08 | Base→Peak +556% in 50d | 5d +21% / 10d +65% / 30d +517% | Crack -34% in 17d | Peak vol 12.5x 30d avg



IMMX — IMM — scan 2024 (+104% 30d at peak)
Peak \$4.51 on 2023-10-02 | Base→Peak +177% in 31d | 5d +52% / 10d +70% / 30d +161% | Crack -34% in 9d | Peak vol 18.0x 30d avg



NEUP — NEUP — scan 2024 (+181% 30d at peak)
Peak \$4.45 on 2023-10-04 | Base→Peak +368% in 6d | 5d +352% / 10d +324% / 30d +271% | Crack -32% in 15d | Peak vol 7.7x 30d avg | nominal prices (split-backed-out 0.00)



ACXP — ACXP — scan 2024 (+216% 30d at peak)

Peak \$6.65 on 2023-10-18 | Base→Peak +420% in 11d | 5d +78% / 10d +368% / 30d +278% | Crack -39% in 4d | Peak vol 7.2× 30d avg | nominal prices (split-backed-out 0.0



HLP — HLP — scan 2024 (+140% 30d at peak)

Peak \$5.30 on 2023-11-16 | Base→Peak +405% in 25d | 5d +90% / 10d +124% / 30d +279% | Crack -30% in 4d | Peak vol 5.7 × 30d avg



BNKK — BNKK — scan 2024 (+292% 30d at peak)
Peak \$7.50 on 2023-11-21 | Base→Peak +715% in 60d | 5d +215% / 10d +384% / 30d +525% | Crack -52% in 1d | Peak vol 68.0x 30d avg | nominal prices (split-backed-out 0.0



DRCT — DRCT — scan 2024 (+113% 30d at peak)
Peak \$12.59 on 2023-11-27 | Base→Peak +480% in 44d | 5d +96% / 10d +212% / 30d +412% | Crack -33% in 11d | Peak vol 86.7× 30d avg | nominal prices (split-backed-out 0.0



VVOS — VVOS — scan 2024 (+198% 30d at peak)

Peak \$48.79 on 2023-11-29 | Base→Peak +1681% in 12d | 5d +949% / 10d +1208% / 30d +534% | Crack -50% in 1d | Peak vol 111.7x 30d avg



FIEE — FIEE — scan 2024 (+439% 30d at peak)

Peak \$10.28 on 2023-11-30 | Base→Peak +1482% in 12d | 5d +1185% / 10d +1328% / 30d +960% | Crack -69% in 1d | Peak vol 5946.0x 30d avg



XBP — XBP — scan 2024 (+104% 30d at peak)

Peak \$38.38 on 2023-12-04 | Base→Peak +259% in 56d | 5d +154% / 10d +195% / 30d +207% | Crack -48% in 3d | Peak vol 16.0x 30d avg | nominal prices (split-backed-out)



MBI — MBI — scan 2024 (+100% 30d at peak)
Peak \$14.29 on 2023-12-11 | Base→Peak +134% in 34d | 5d +92% / 10d +93% / 30d +122% | Crack -53% in 10d | Peak vol 11.3× 30d avg



PRCH — PRCH — scan 2024 (+311% 30d at peak)
Peak \$2.65 on 2023-12-14 | Base→Peak +406% in 36d | 5d +23% / 10d +75% / 30d +382% | Crack -23% in 23d | Peak vol 3.2x 30d avg



RNTX — RNTX — scan 2024 (+121% 30d at peak)
Peak \$5.49 on 2023-12-14 | Base→Peak +377% in 29d | 5d +152% / 10d +159% / 30d +313% | Crack -31% in 1d | Peak vol 73.4x 30d avg



STTK — STTK — scan 2024 (+224% 30d at peak)

Peak \$7.50 on 2023-12-14 | Base→Peak +447% in 51d | 5d +218% / 10d +283% / 30d +369% | Crack -30% in 2d | Peak vol 544.5x 30d avg



JTAI — JTAI — scan 2024 (+135% 30d at peak)
k \$4.47 on 2023-12-15 | Base→Peak +326% in 25d | 5d +177% / 10d +163% / 30d +279% | Crack -33% in 1d | Peak vol 311.5× 30d avg | nominal prices (split-backed-out 2.2



BTBT — Bit Digital — BTC run

Peak \$5.09 on 2023-12-27 | Base→Peak +158% in 30d | 5d +55% / 10d +73% / 30d +158% | Crack -32% in 8d | Peak vol 7.9x 30d avg



ABSI — ABSI — scan 2024 (+122% 30d at peak)

Peak \$5.23 on 2023-12-27 | Base→Peak +354% in 42d | 5d +66% / 10d +122% / 30d +318% | Crack -32% in 4d | Peak vol 10.7x 30d avg



ANVS — ANVS — scan 2024 (+187% 30d at peak)
Peak \$22.49 on 2023-12-27 | Base→Peak +305% in 33d | 5d +103% / 10d +145% / 30d +275% | Crack -46% in 6d | Peak vol 20.5x 30d avg



ANY — ANY — scan 2024 (+123% 30d at peak)
Peak \$4.09 on 2023-12-27 | Base→Peak +554% in 18d | 5d +110% / 10d +256% / 30d +326% | Crack -30% in 5d | Peak vol 32.6x 30d avg | nominal prices (split-backed-out 0



SGHT — SGHT — scan 2024 (+143% 30d at peak)
Peak \$5.97 on 2023-12-27 | Base→Peak +363% in 42d | 5d +78% / 10d +101% / 30d +231% | Crack -31% in 26d | Peak vol 16.0x 30d avg



UP — UP — scan 2024 (+121% 30d at peak)
Peak \$6.08 on 2023-12-27 | Base→Peak +402% in 30d | 5d +178% / 10d +292% / 30d +402% | Crack -34% in 1d | Peak vol 24.8x 30d avg | nominal prices (split-backed-out 0.



ARBK — ARBK — scan 2024 (+183% 30d at peak)
Peak \$4.24 on 2023-12-28 | Base→Peak +351% in 47d | 5d +97% / 10d +134% / 30d +285% | Crack -41% in 7d | Peak vol 38.0x 30d avg | nominal prices (split-backed-out 0.00



FBIO — FBIO — scan 2024 (+120% 30d at peak)

Peak \$4.43 on 2023-12-28 | Base→Peak +238% in 32d | 5d +88% / 10d +34% / 30d +236% | Crack -32% in 1d | Peak vol 16.3x 30d avg



WULF — WULF — scan 2024 (+193% 30d at peak)

Peak \$3.17 on 2023-12-28 | Base→Peak +237% in 33d | 5d +63% / 10d +94% / 30d +230% | Crack -32% in 3d | Peak vol 8.2x 30d avg



SWVL — SWVL — scan 2024 (+110% 30d at peak)
Peak \$6.49 on 2024-01-11 | Base→Peak +673% in 58d | 5d +183% / 10d +392% / 30d +590% | Crack -36% in 4d | Peak vol 42.2x 30d avg



ADAG — ADAG — scan 2024 (+119% 30d at peak)
Peak \$4.01 on 2024-01-17 | Base→Peak +206% in 53d | 5d +38% / 10d +105% / 30d +164% | Crack -34% in 2d | Peak vol 64.4x 30d avg

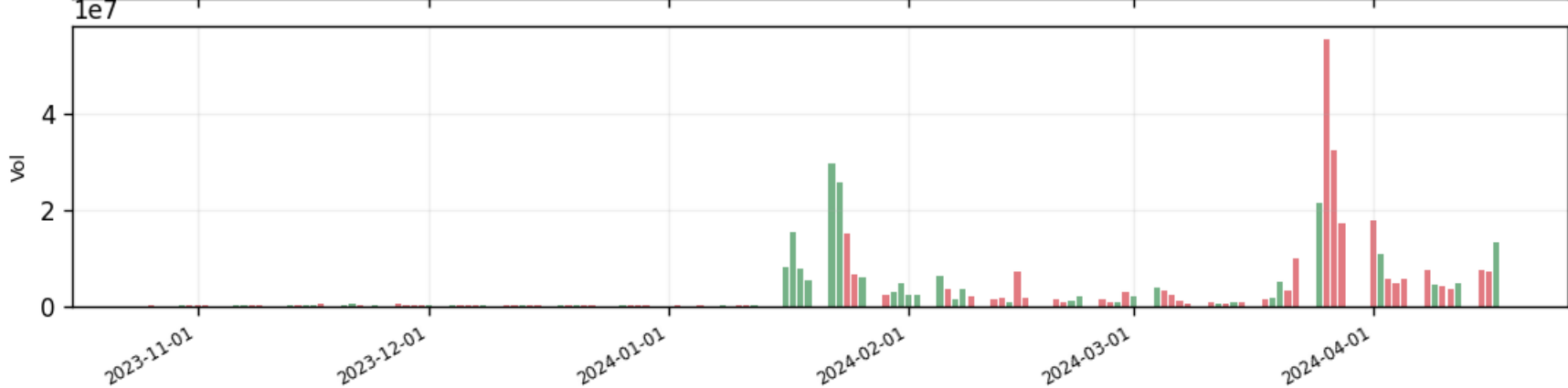
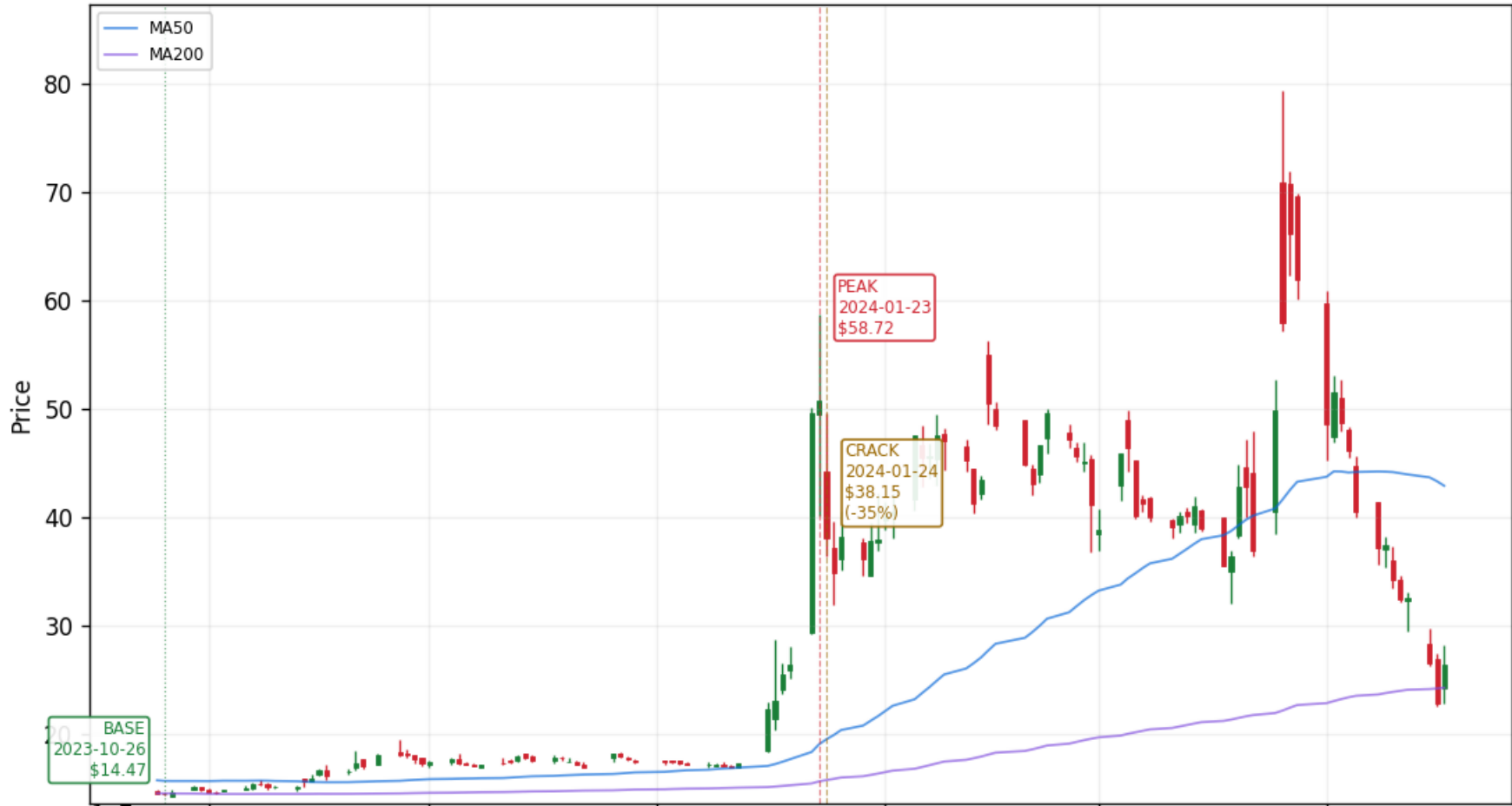


SGMT — SGMT — scan 2024 (+202% 30d at peak)
Peak \$20.71 on 2024-01-22 | Base→Peak +829% in 46d | 5d +160% / 10d +332% / 30d +420% | Crack -32% in 3d | Peak vol 320.2x 30d avg



DJT — Trump Media (DWAC→DJT post-merger)

Peak \$58.72 on 2024-01-23 | Base→Peak +306% in 59d | 5d +163% / 10d +241% / 30d +244% | Crack -35% in 1d | Peak vol 197.8x 30d avg



BFRG — BFRG — scan 2024 (+243% 30d at peak)
Peak \$7.95 on 2024-01-24 | Base→Peak +230% in 30d | 5d +149% / 10d +184% / 30d +230% | Crack -32% in 4d | Peak vol 62.9× 30d avg



CRBP — CRBP — scan 2024 (+103% 30d at peak)

Peak \$39.96 on 2024-01-26 | Base→Peak +1165% in 50d | 5d +467% / 10d +540% / 30d +627% | Crack -53% in 1d | Peak vol 2858.4x 30d avg



RVSN — RVSN — scan 2024 (+427% 30d at peak)
\$18.36 on 2024-01-29 | Base→Peak +1600% in 17d | 5d +716% / 10d +1221% / 30d +1476% | Crack -33% in 3d | Peak vol 999.4x 30d avg | nominal prices (split-backed-out)



BMR — BMR — scan 2024 (+114% 30d at peak)

Peak \$21.70 on 2024-02-13 | Base→Peak +1820% in 59d | 5d +1106% / 10d +1162% / 30d +1397% | Crack -54% in 2d | Peak vol 1719.2 × 30d avg



LXRX — LXRX — scan 2024 (+114% 30d at peak)

Peak \$3.72 on 2024-02-15 | Base→Peak +251% in 52d | 5d +62% / 10d +88% / 30d +146% | Crack -33% in 3d | Peak vol 5.5x 30d avg



HOLO — HOLO — scan 2024 (+158% 30d at peak)
\$98.40 on 2024-02-16 | Base→Peak +6417% in 8d | 5d +362% / 10d +5277% / 30d +3074% | CRACK -83% in 1d | Peak vol 86.6× 30d avg | nominal prices (split-backed-out 0.



CPOP — CPOP — scan 2024 (+196% 30d at peak)
Peak \$9.40 on 2024-02-20 | Base→Peak +900% in 25d | 5d +690% / 10d +795% / 30d +697% | Crack -34% in 1d | Peak vol 5061.7x 30d avg



MNY — MNY — scan 2024 (+181% 30d at peak)
Peak \$3.46 on 2024-02-20 | Base→Peak +293% in 8d | 5d +95% / 10d +272% / 30d +145% | Crack -38% in 2d | Peak vol 156.7× 30d avg



Peak \$3.62 on 2024-03-05 | Base→Peak +166% in 55d | 5d +76% / 10d +141% / 30d +140% | Crack -59% in 1d | Peak vol 222.9x 30d avg | nominal prices (split-backed-out 0.0

BIAF — BIAF — scan 2024 (+456% 30d at peak)



AXG — AXG — scan 2024 (+170% 30d at peak)

Peak \$65.94 on 2024-03-06 | Base→Peak +3025% in 38d | 5d +443% / 10d +777% / 30d +1915% | Crack -54% in 1d | Peak vol 39.8x 30d avg



BYSI — BYSI — scan 2024 (+104% 30d at peak)

Peak \$4.00 on 2024-03-06 | Base→Peak +371% in 37d | 5d +210% / 10d +245% / 30d +345% | Crack -35% in 20d | Peak vol 72.2× 30d avg



SCNX — SCNX — scan 2024 (+237% 30d at peak)
Peak \$34.80 on 2024-03-12 | Base→Peak +747% in 19d | 5d +318% / 10d +314% / 30d +701% | Crack -44% in 4d | Peak vol 13.1x 30d avg



SOUN — SOUN — scan 2024 (+288% 30d at peak)
Peak \$9.35 on 2024-03-15 | Base→Peak +474% in 28d | 5d +60% / 10d +55% / 30d +447% | Crack -34% in 5d | Peak vol 16.4x 30d avg



AISP — Airship AI

Peak \$13.87 on 2024-03-18 | Base→Peak +891% in 26d | 5d +102% / 10d +741% / 30d +825% | Crack -37% in 3d | Peak vol 5.9× 30d avg



SMR — SMR — scan 2024 (+161% 30d at peak)
Peak \$11.21 on 2024-03-18 | Base→Peak +484% in 41d | 5d +105% / 10d +187% / 30d +256% | Crack -41% in 1d | Peak vol 10.6× 30d avg



APM — APM — scan 2024 (+357% 30d at peak)

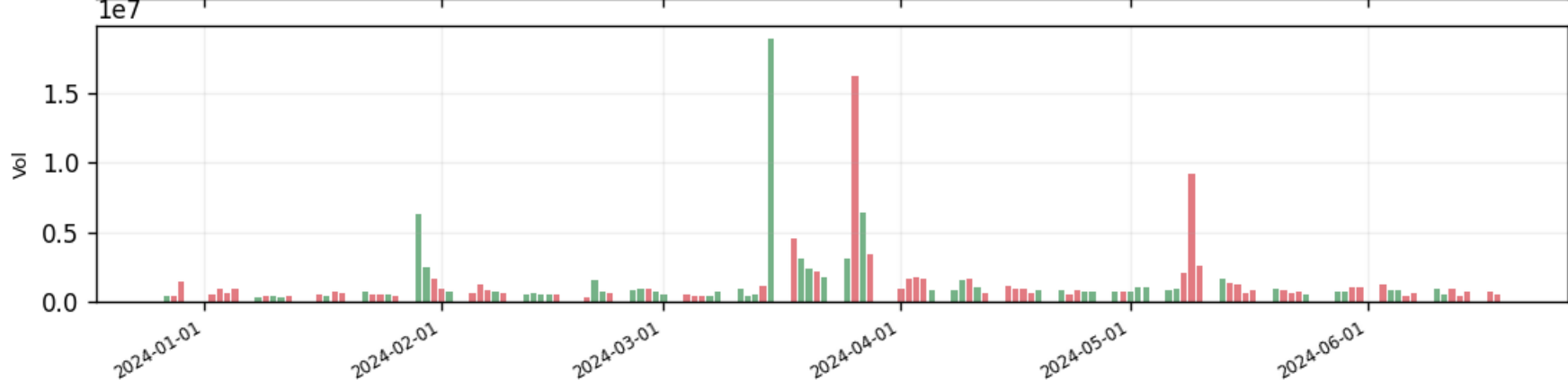
Peak \$11.95 on 2024-03-19 | Base→Peak +760% in 27d | 5d +130% / 10d +724% / 30d +666% | Crack -32% in 2d | Peak vol 1057.6x 30d avg



MRNO — MRNO — scan 2024 (+100% 30d at peak)
Peak \$28.16 on 2024-03-22 | Base→Peak +500% in 14d | 5d +120% / 10d +275% / 30d +145% | Crack -36% in 1d | Peak vol 49.5x 30d avg



CDLX — CDLX — scan 2024 (+142% 30d at peak)
Peak \$20.52 on 2024-03-25 | Base→Peak +256% in 40d | 5d +57% / 10d +142% / 30d +225% | Crack -34% in 1d | Peak vol 5.2x 30d avg



NUVB — NUVB — scan 2024 (+131% 30d at peak)
Peak \$4.06 on 2024-03-27 | Base→Peak +178% in 47d | 5d +111% / 10d +68% / 30d +145% | Crack -31% in 13d | Peak vol 15.6x 30d avg



AVTX — AVTX — scan 2024 (+107% 30d at peak)
Peak \$34.46 on 2024-03-28 | Base→Peak +757% in 50d | 5d +649% / 10d +589% / 30d +581% | Crack -48% in 1d | Peak vol 210.3x 30d avg



IBIO — IBIO — scan 2024 (+131% 30d at peak)
Peak \$4.98 on 2024-03-28 | Base→Peak +374% in 9d | 5d +361% / 10d +337% / 30d +312% | Crack -33% in 1d | Peak vol 463.4x 30d avg



VERI — VERI — scan 2024 (+183% 30d at peak)

Peak \$7.17 on 2024-04-08 | Base→Peak +335% in 59d | 5d +34% / 10d +47% / 30d +299% | Crack -34% in 3d | Peak vol 5.5x 30d avg



INDO — INDO — scan 2024 (+123% 30d at peak)

Peak \$6.65 on 2024-04-15 | Base→Peak +215% in 21d | 5d +142% / 10d +136% / 30d +184% | Crack -43% in 2d | Peak vol 986.9x 30d avg



IZM — IZM — scan 2024 (+167% 30d at peak)
Peak \$52.21 on 2024-04-16 | Base→Peak +565% in 36d | 5d +57% / 10d +333% / 30d +497% | Crack -89% in 1d | Peak vol 7.2x 30d avg



MLEC — MLEC — scan 2024 (+350% 30d at peak)
Peak \$3.25 on 2024-04-22 | Base→Peak +183% in 5d | 5d +183% / 10d +160% / 30d +92% | Crack -47% in 1d | Peak vol 6203.4x 30d avg | nominal prices (split-backed-out 0.00)



POET — POET — scan 2024 (+170% 30d at peak)
Peak \$2.99 on 2024-04-29 | Base→Peak +199% in 7d | 5d +139% / 10d +196% / 30d +132% | Crack -31% in 4d | Peak vol 66.2x 30d avg



CLYM — CLYM — scan 2024 (+179% 30d at peak)

Peak \$11.55 on 2024-05-03 | Base→Peak +355% in 37d | 5d +190% / 10d +200% / 30d +323% | Crack -31% in 8d | Peak vol 281.3x 30d avg



GME — GameStop — Jan 2021 squeeze 20→483

Peak \$380.00 on 2021-01-27 | Base→Peak +3529% in 59d | 5d +871% / 10d +1805% / 30d +2755% | Crack -49% in 1d | Peak vol 6.2 × 30d avg | nominal prices (split-backed-o



CADL — CADL — scan 2024 (+131% 30d at peak)
Peak \$14.28 on 2024-05-15 | Base→Peak +920% in 41d | 5d +32% / 10d +79% / 30d +750% | Crack -45% in 7d | Peak vol 12.8x 30d avg



RENT — RENT — scan 2024 (+163% 30d at peak)
Peak \$41.81 on 2024-05-17 | Base→Peak +775% in 30d | 5d +136% / 10d +192% / 30d +775% | Crack -30% in 5d | Peak vol 34.8x 30d avg



LOT — LOT — scan 2024 (+103% 30d at peak)
Peak \$13.85 on 2024-05-29 | Base→Peak +146% in 22d | 5d +51% / 10d +75% / 30d +122% | Crack -33% in 4d | Peak vol 49.2× 30d avg



HUMA — HUMA — scan 2024 (+103% 30d at peak)
Peak \$9.43 on 2024-05-30 | Base→Peak +229% in 32d | 5d +25% / 10d +46% / 30d +202% | Crack -34% in 12d | Peak vol 5.8x 30d avg



NVAX — NVAX — scan 2024 (+290% 30d at peak)

Peak \$22.24 on 2024-06-05 | Base→Peak +472% in 34d | 5d +47% / 10d +49% / 30d +431% | Crack -32% in 6d | Peak vol 9.0x 30d avg



KOSS — Koss — Jan 2021 squeeze 3→127

Peak \$105.40 on 2021-01-29 | Base→Peak +5092% in 60d | 5d +3056% / 10d +3333% / 30d +4116% | Crack -67% in 1d | Peak vol 740.4× 30d avg



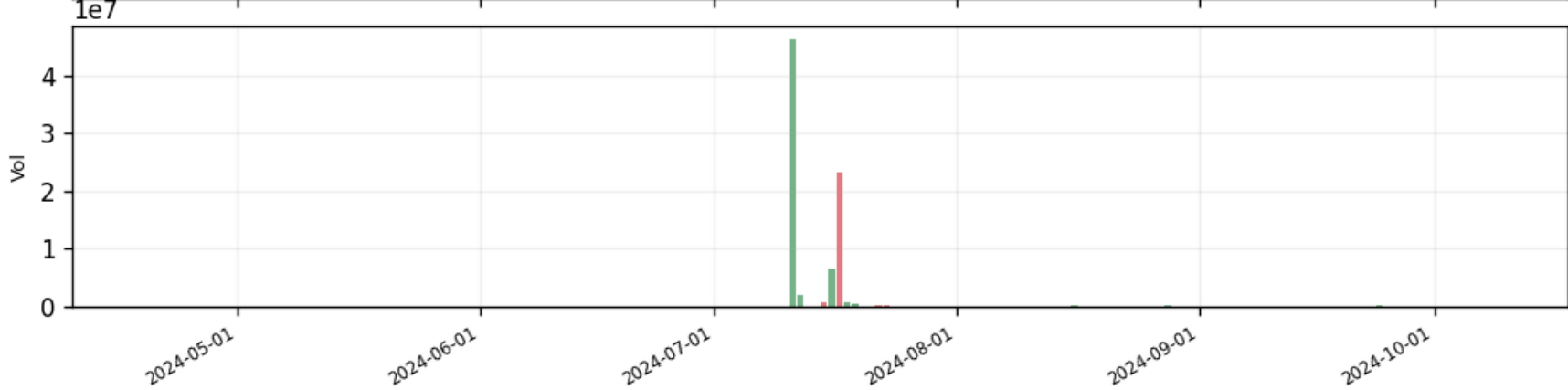
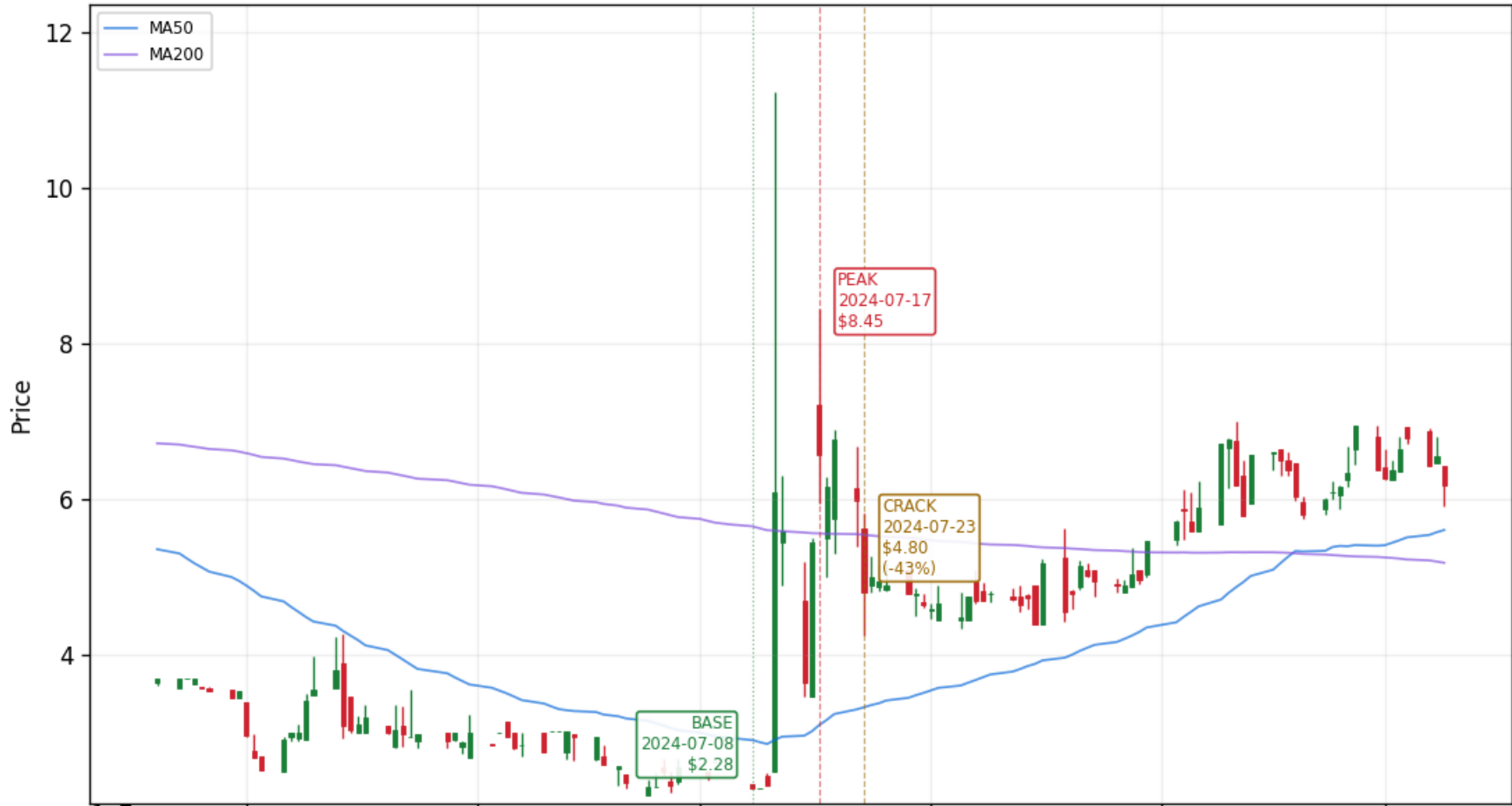
LGVN — LGVN — scan 2024 (+322% 30d at peak)

Peak \$4.61 on 2024-07-12 | Base→Peak +463% in 21d | 5d +167% / 10d +175% / 30d +344% | Crack -32% in 6d | Peak vol 20.0x 30d avg



LCFY — LCFY — scan 2024 (+131% 30d at peak)

Peak \$8.45 on 2024-07-17 | Base→Peak +271% in 7d | 5d +264% / 10d +248% / 30d +196% | Crack -43% in 4d | Peak vol 6488.0x 30d avg



SDST — SDST — scan 2024 (+144% 30d at peak)
Peak \$27.99 on 2024-07-17 | Base→Peak +293% in 4d | 5d +283% / 10d +146% / 30d +145% | Crack -43% in 2d | Peak vol 133.1x 30d avg | nominal prices (split-backed-out)



SILO — SILO — scan 2024 (+119% 30d at peak)
Peak \$2.85 on 2024-07-19 | Base→Peak +231% in 8d | 5d +182% / 10d +196% / 30d +137% | Crack -30% in 9d | Peak vol 46.0x 30d avg



MIRA — MIRA — scan 2024 (+550% 30d at peak)

Peak \$5.01 on 2024-07-22 | Base→Peak +824% in 9d | 5d +577% / 10d +814% / 30d +550% | Crack -49% in 1d | Peak vol 2584.0x 30d avg



RGS — RGS — scan 2024 (+686% 30d at peak)
Peak \$34.84 on 2024-07-24 | Base→Peak +740% in 32d | 5d +64% / 10d +74% / 30d +694% | Crack -31% in 7d | Peak vol 12.0x 30d avg

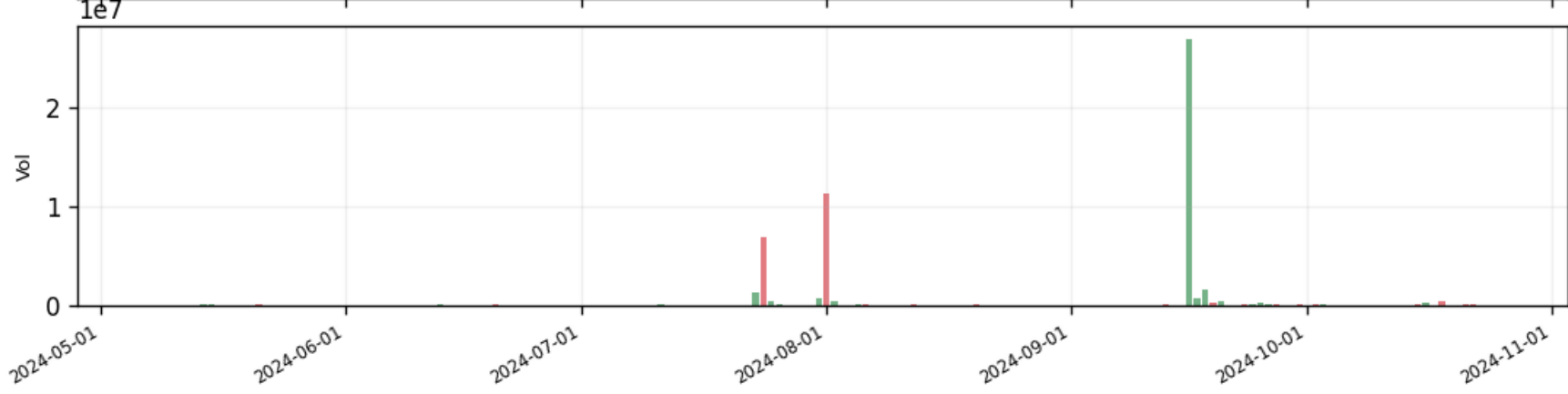
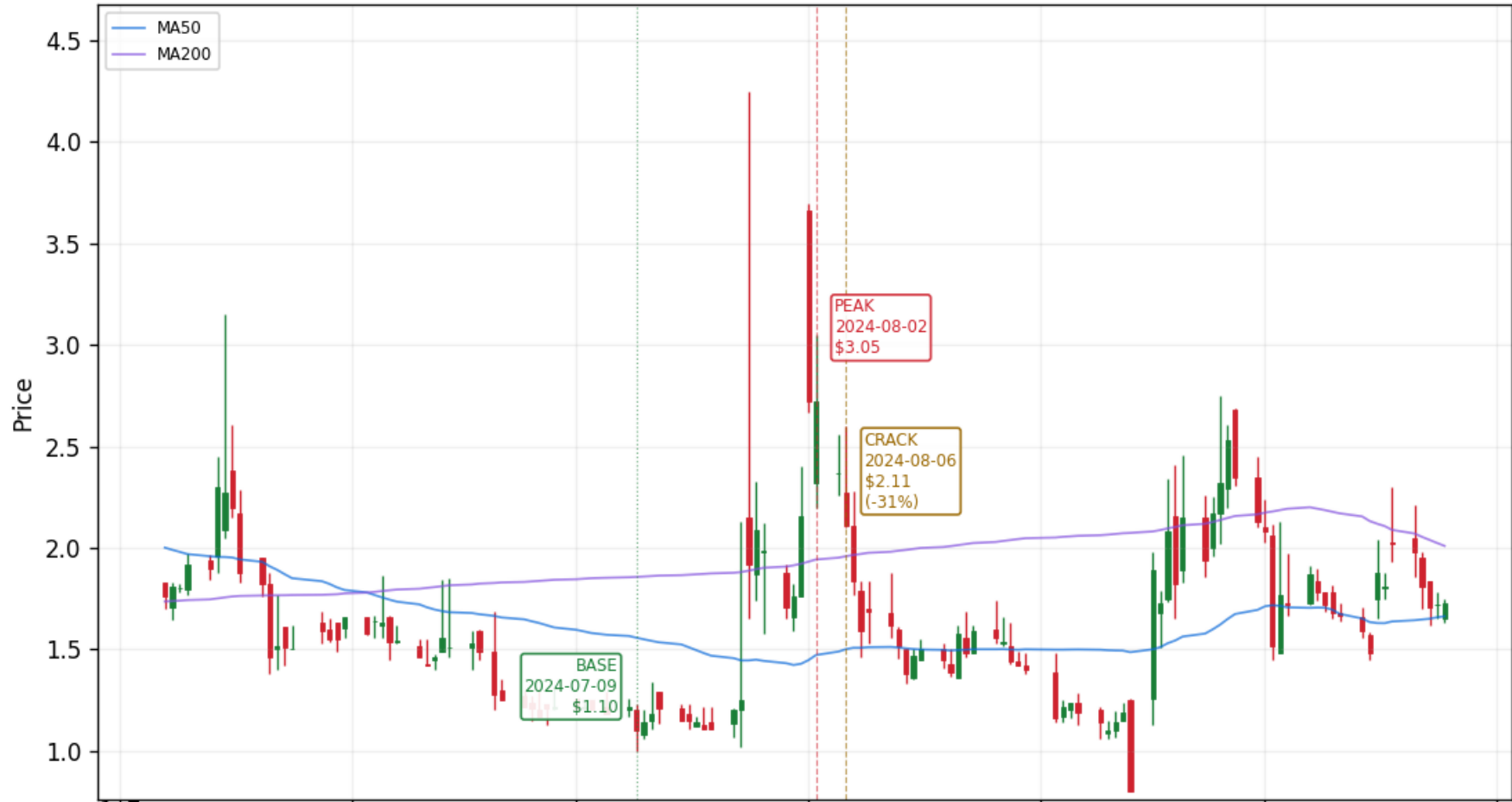


SERV — SERV — scan 2024 (+772% 30d at peak)
Peak \$19.61 on 2024-07-29 | Base→Peak +978% in 22d | 5d +124% / 10d +753% / 30d +768% | Crack -31% in 5d | Peak vol 139.0x 30d avg



BBLG — BBLG — scan 2024 (+116% 30d at peak)

Peak \$3.05 on 2024-08-02 | Base→Peak +177% in 18d | 5d +53% / 10d +175% / 30d +138% | Crack -31% in 2d | Peak vol 34.4x 30d avg | nominal prices (split-backed-out 0.1

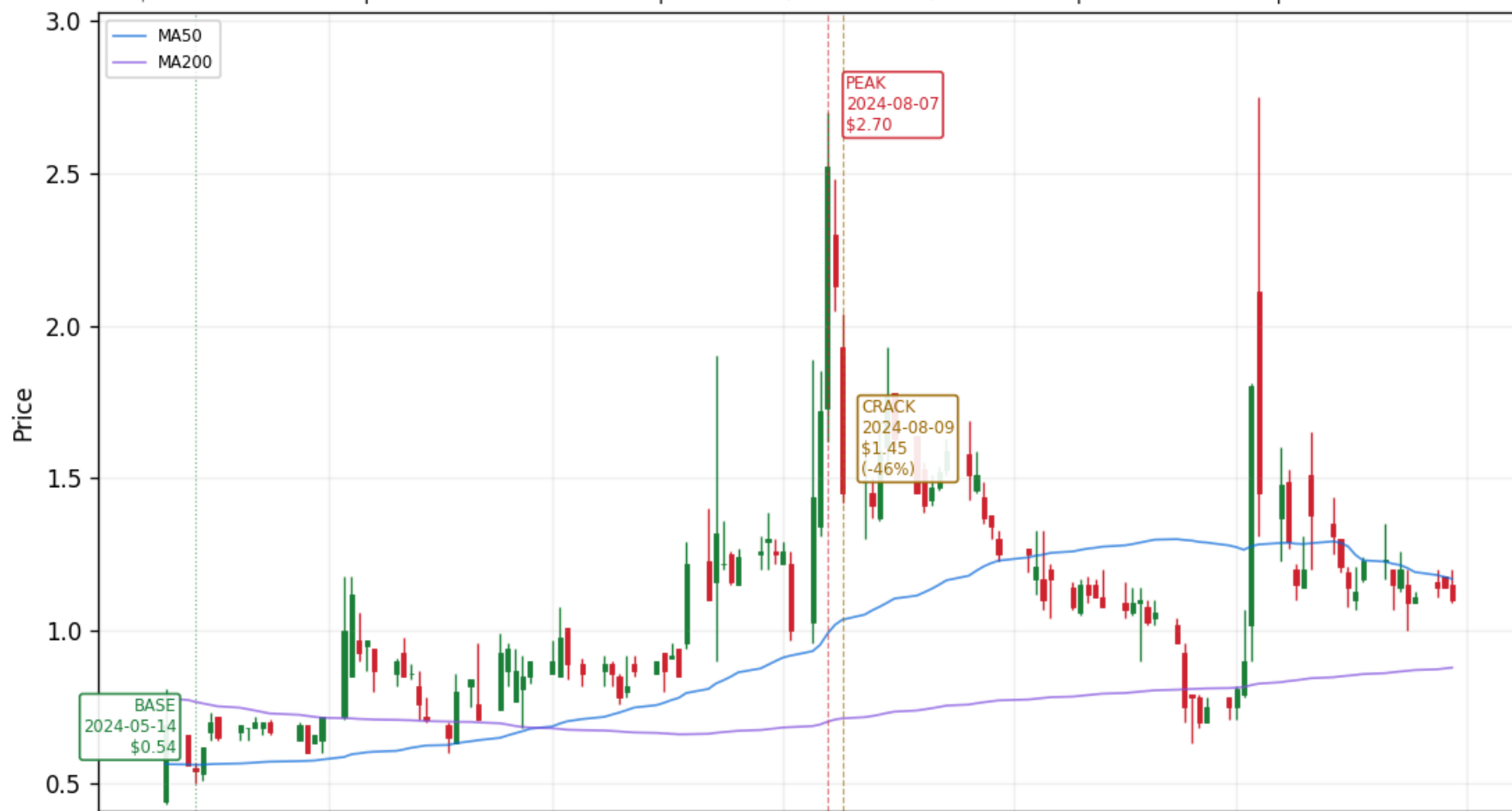


LUMN — LUMN — scan 2024 (+570% 30d at peak)
Peak \$7.83 on 2024-08-07 | Base→Peak +691% in 30d | 5d +149% / 10d +415% / 30d +691% | Crack -31% in 1d | Peak vol 29.3x 30d avg



PW — PW — scan 2024 (+168% 30d at peak)

Peak \$2.70 on 2024-08-07 | Base→Peak +400% in 58d | 5d +116% / 10d +121% / 30d +187% | Crack -46% in 2d | Peak vol 24.1x 30d avg



GNLN — GNLN — scan 2024 (+494% 30d at peak)
k \$21.80 on 2024-08-14 | Base→Peak +909% in 7d | 5d +438% / 10d +634% / 30d +671% | Crack -40% in 1d | Peak vol 727.3x 30d avg | nominal prices (split-backed-out 0.00



NCNA — NuCana

Peak \$10.79 on 2024-08-19 | Base→Peak +323% in 35d | 5d +221% / 10d +205% / 30d +271% | Crack -34% in 4d | Peak vol 285.2x 30d avg | nominal prices (split-backed-out 0



KINS — KINS — scan 2024 (+145% 30d at peak)
Peak \$12.41 on 2024-08-19 | Base→Peak +165% in 52d | 5d +65% / 10d +82% / 30d +155% | Crack -32% in 3d | Peak vol 17.8x 30d avg



GOVX — GOVX — scan 2024 (+161% 30d at peak)
Peak \$8.35 on 2024-08-21 | Base→Peak +652% in 45d | 5d +157% / 10d +369% / 30d +161% | Crack -40% in 5d | Peak vol 112.9x 30d avg | nominal prices (split-backed-out 0



VRAX — VRAX — scan 2024 (+487% 30d at peak)

Peak \$6.40 on 2024-08-21 | Base→Peak +619% in 59d | 5d +270% / 10d +487% / 30d +487% | Crack -38% in 9d | Peak vol 1630.9x 30d avg



AIRI — AIRI — scan 2024 (+118% 30d at peak)

Peak \$9.44 on 2024-08-22 | Base→Peak +204% in 45d | 5d +159% / 10d +176% / 30d +187% | Crack -33% in 1d | Peak vol 1160.0x 30d avg



BOF — BOF — scan 2024 (+251% 30d at peak)

Peak \$4.11 on 2024-09-03 | Base→Peak +575% in 15d | 5d +546% / 10d +529% / 30d +323% | Crack -30% in 1d | Peak vol 1272.4x 30d avg

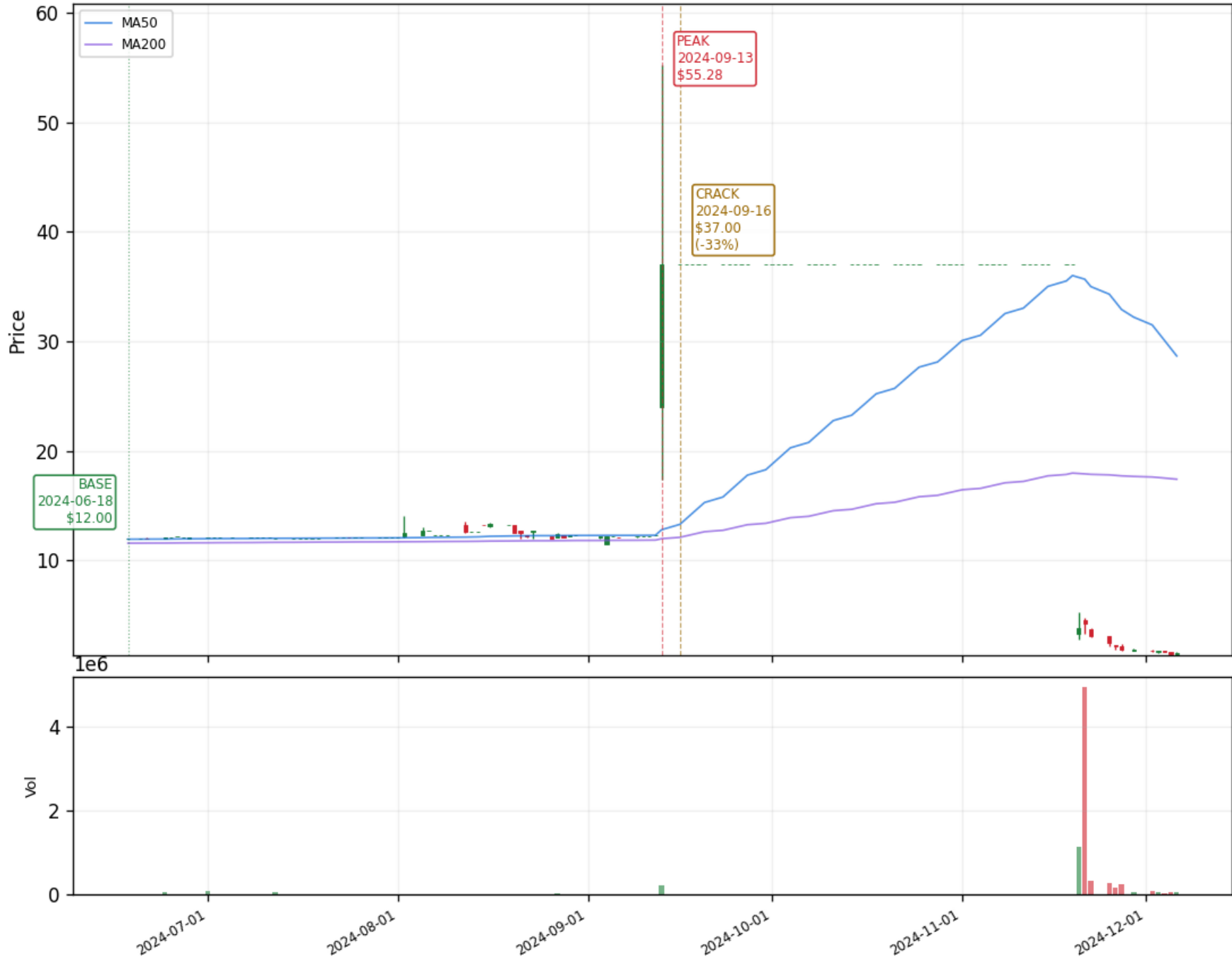


BFLY — BFLY — scan 2024 (+117% 30d at peak)
Peak \$2.11 on 2024-09-10 | Base→Peak +151% in 50d | 5d +77% / 10d +118% / 30d +103% | Crack -28% in 12d | Peak vol 4.7x 30d avg



RMSG — RMSG — scan 2024 (+425% 30d at peak)

Peak \$55.28 on 2024-09-13 | Base→Peak +361% in 60d | 5d +359% / 10d +351% / 30d +356% | Crack -33% in 1d | Peak vol 28.3x 30d avg

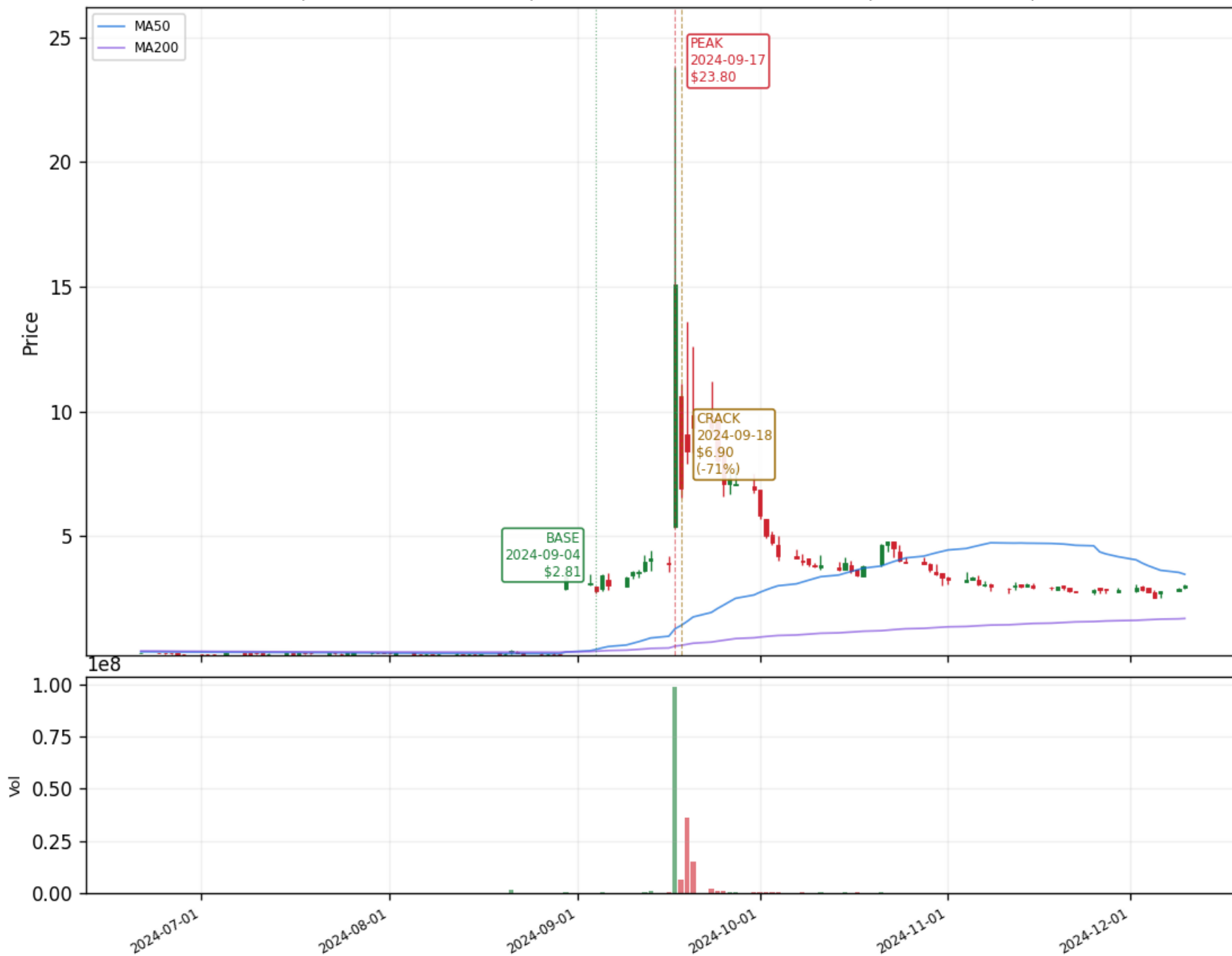


TIL — TIL — scan 2024 (+579% 30d at peak)

Peak \$92.00 on 2024-09-13 | Base→Peak +848% in 55d | 5d +546% / 10d +633% / 30d +639% | Crack -30% in 1d | Peak vol 663.8x 30d avg



GLMD — GLMD — scan 2024 (+345% 30d at peak)
Peak \$23.80 on 2024-09-17 | Base→Peak +747% in 9d | 5d +569% / 10d +660% / 30d +601% | Crack -71% in 1d | Peak vol 1193.3x 30d avg



NEON — NEON — scan 2024 (+354% 30d at peak)

Peak \$11.94 on 2024-09-17 | Base→Peak +482% in 54d | 5d +68% / 10d +74% / 30d +354% | Crack -32% in 10d | Peak vol 26.6× 30d avg



IMRX — IMRX — scan 2024 (+189% 30d at peak)
Peak \$3.51 on 2024-09-20 | Base→Peak +241% in 24d | 5d +74% / 10d +197% / 30d +213% | Crack -34% in 7d | Peak vol 8.7x 30d avg



LASE — LASE — scan 2024 (+480% 30d at peak)
Peak \$19.80 on 2024-09-23 | Base→Peak +1065% in 42d | 5d +227% / 10d +193% / 30d +511% | Crack -40% in 2d | Peak vol 64.2x 30d avg



PLCE — PLCE — scan 2024 (+167% 30d at peak)
Peak \$19.74 on 2024-09-24 | Base→Peak +306% in 11d | 5d +13% / 10d +303% / 30d +183% | Crack -31% in 9d | Peak vol 9.7x 30d avg



DDL — DDL — scan 2024 (+102% 30d at peak)

Peak \$3.82 on 2024-10-01 | Base→Peak +133% in 38d | 5d +29% / 10d +40% / 30d +102% | Crack -28% in 10d | Peak vol 9.4x 30d avg



Peak \$2.81 on 2024-10-01 | Base→Peak +173% in 41d | 5d +109% / 10d +125% / 30d +115% | Crack -32% in 7d | Peak vol 171.9x 30d avg | nominal prices (split-backed-out 0.

ZCMD — ZCMD — scan 2024 (+103% 30d at peak)



API — API — scan 2024 (+132% 30d at peak)
Peak \$6.43 on 2024-10-02 | Base→Peak +251% in 20d | 5d +198% / 10d +223% / 30d +195% | Crack -37% in 3d | Peak vol 597.2x 30d avg



BILI — BILI — scan 2024 (+113% 30d at peak)
Peak \$31.77 on 2024-10-02 | Base→Peak +145% in 28d | 5d +74% / 10d +114% / 30d +128% | Crack -31% in 8d | Peak vol 6.9x 30d avg



CNF — CNF — scan 2024 (+178% 30d at peak)

Peak \$2.84 on 2024-10-02 | Base→Peak +219% in 30d | 5d +193% / 10d +187% / 30d +219% | Crack -38% in 3d | Peak vol 47.4x 30d avg | nominal prices (split-backed-out 0



CHSN — CHSN — scan 2024 (+737% 30d at peak)
\$15.55 on 2024-10-04 | Base→Peak +903% in 18d | 5d +446% / 10d +491% / 30d +779% | Crack -34% in 13d | Peak vol 309.0x 30d avg | nominal prices (split-backed-out 0.0



UXIN — UXIN — scan 2024 (+353% 30d at peak)

Peak \$7.35 on 2024-10-04 | Base→Peak +421% in 24d | 5d +41% / 10d +364% / 30d +353% | Crack -36% in 13d | Peak vol 529.9x 30d avg



HERE — HERE — scan 2024 (+166% 30d at peak)
Peak \$6.22 on 2024-10-07 | Base→Peak +291% in 37d | 5d +168% / 10d +246% / 30d +255% | Crack -36% in 1d | Peak vol 260.2x 30d avg



LX — LX — scan 2024 (+120% 30d at peak)

Peak \$4.19 on 2024-10-07 | Base→Peak +157% in 39d | 5d +54% / 10d +151% / 30d +138% | Crack -31% in 7d | Peak vol 26.2x 30d avg



USGO — USGO — scan 2024 (+150% 30d at peak)
Peak \$14.10 on 2024-10-07 | Base→Peak +181% in 40d | 5d +72% / 10d +148% / 30d +171% | Crack -32% in 6d | Peak vol 44.0x 30d avg



AMBO — AMBO — scan 2024 (+207% 30d at peak)

Peak \$4.46 on 2024-10-08 | Base→Peak +333% in 34d | 5d +281% / 10d +309% / 30d +228% | Crack -37% in 1d | Peak vol 3010.3x 30d avg



VS — VS — scan 2024 (+208% 30d at peak)
Peak \$9.59 on 2024-10-16 | Base→Peak +780% in 4d | 5d +746% / 10d +713% / 30d +648% | Crack -68% in 1d | Peak vol 276.3× 30d avg



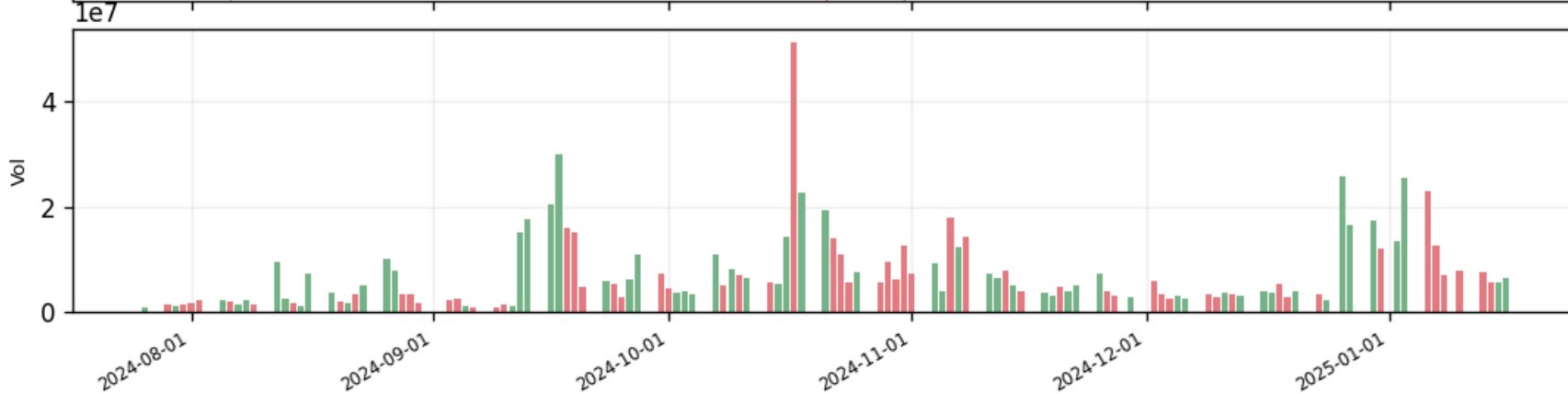
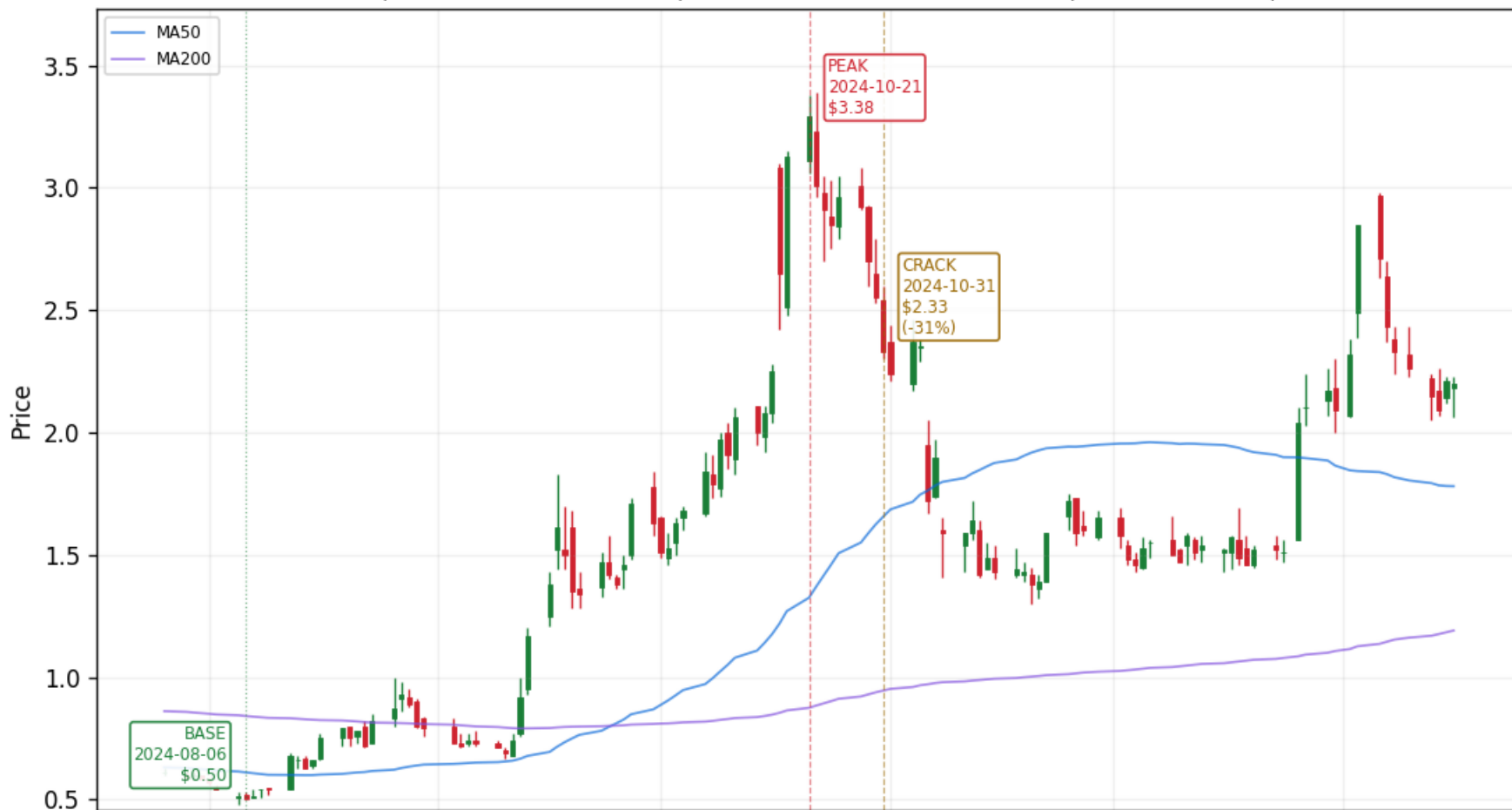
DRUG — DRUG — scan 2024 (+4606% 30d at peak)

Peak \$79.02 on 2024-10-18 | Base→Peak +7724% in 46d | 5d +7217% / 10d +6712% / 30d +6832% | Crack -39% in 1d | Peak vol 774.0x 30d avg



GEVO — GEVO — scan 2024 (+363% 30d at peak)

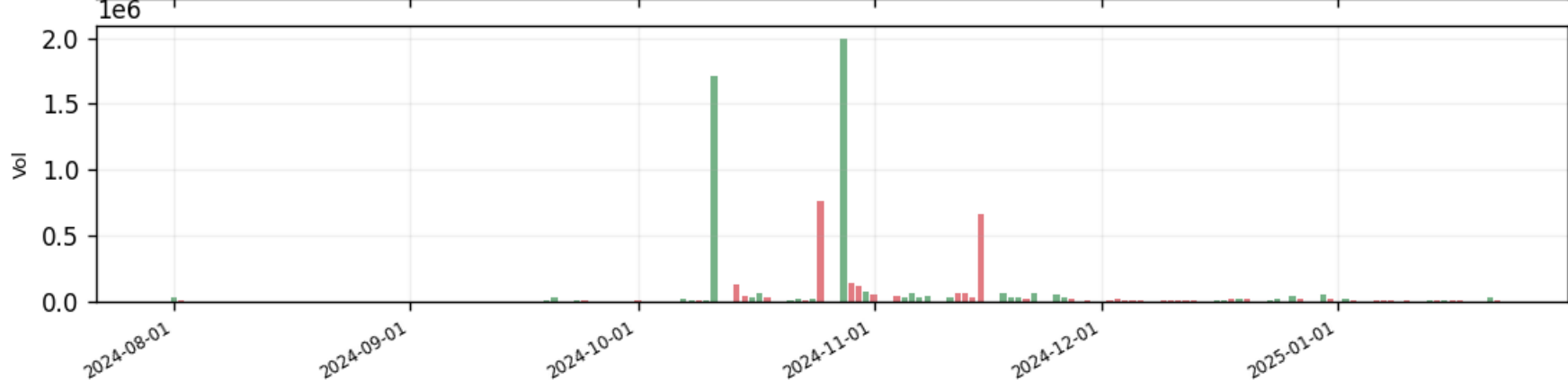
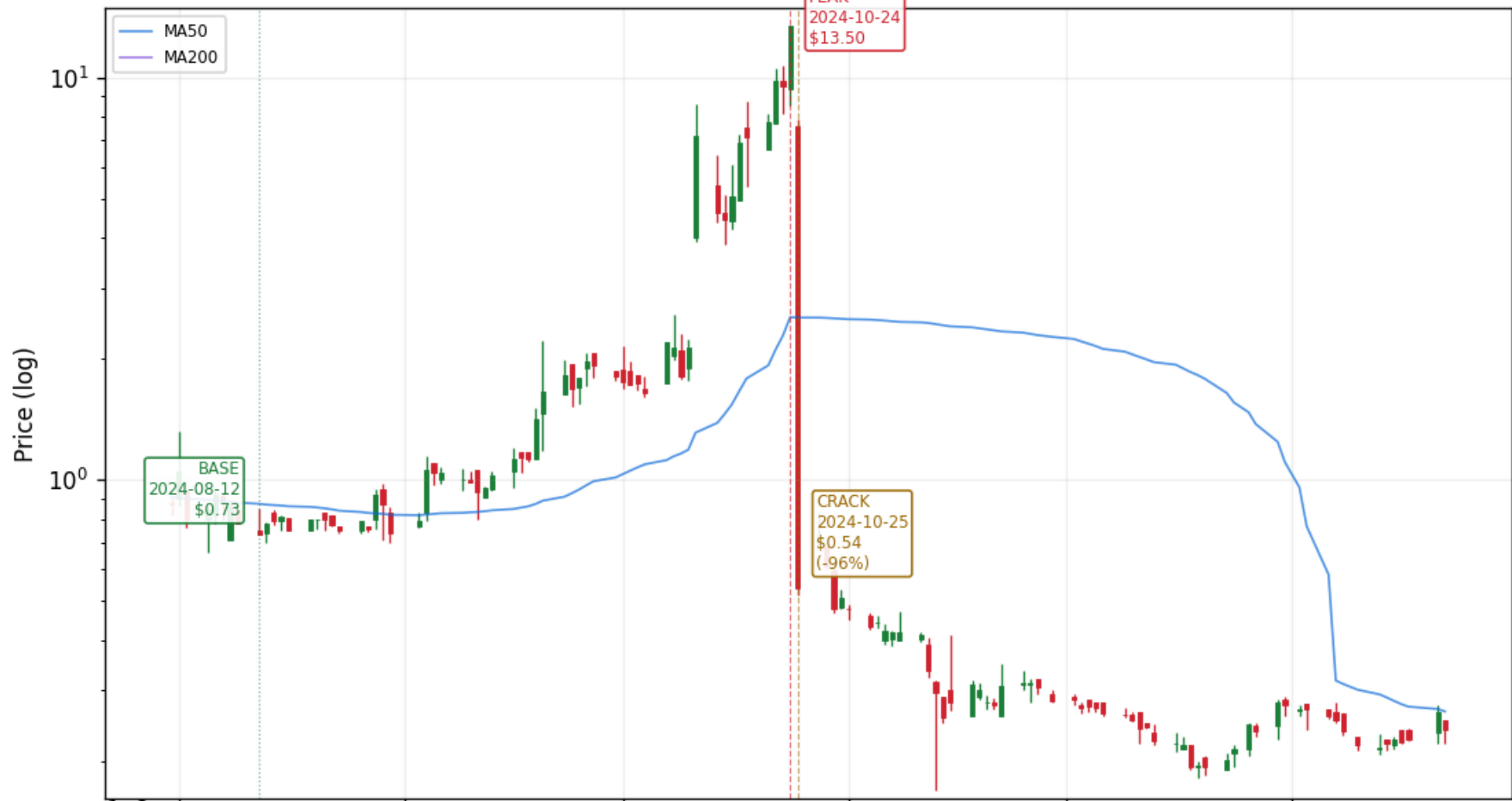
Peak \$3.38 on 2024-10-21 | Base→Peak +576% in 53d | 5d +69% / 10d +84% / 30d +376% | Crack -31% in 8d | Peak vol 5.3x 30d avg



BTOC — BTOC — scan 2024 (+103% 30d at peak)
Peak \$8.15 on 2024-10-22 | Base→Peak +123% in 30d | 5d +87% / 10d +101% / 30d +123% | Crack -36% in 16d | Peak vol 69.7× 30d avg

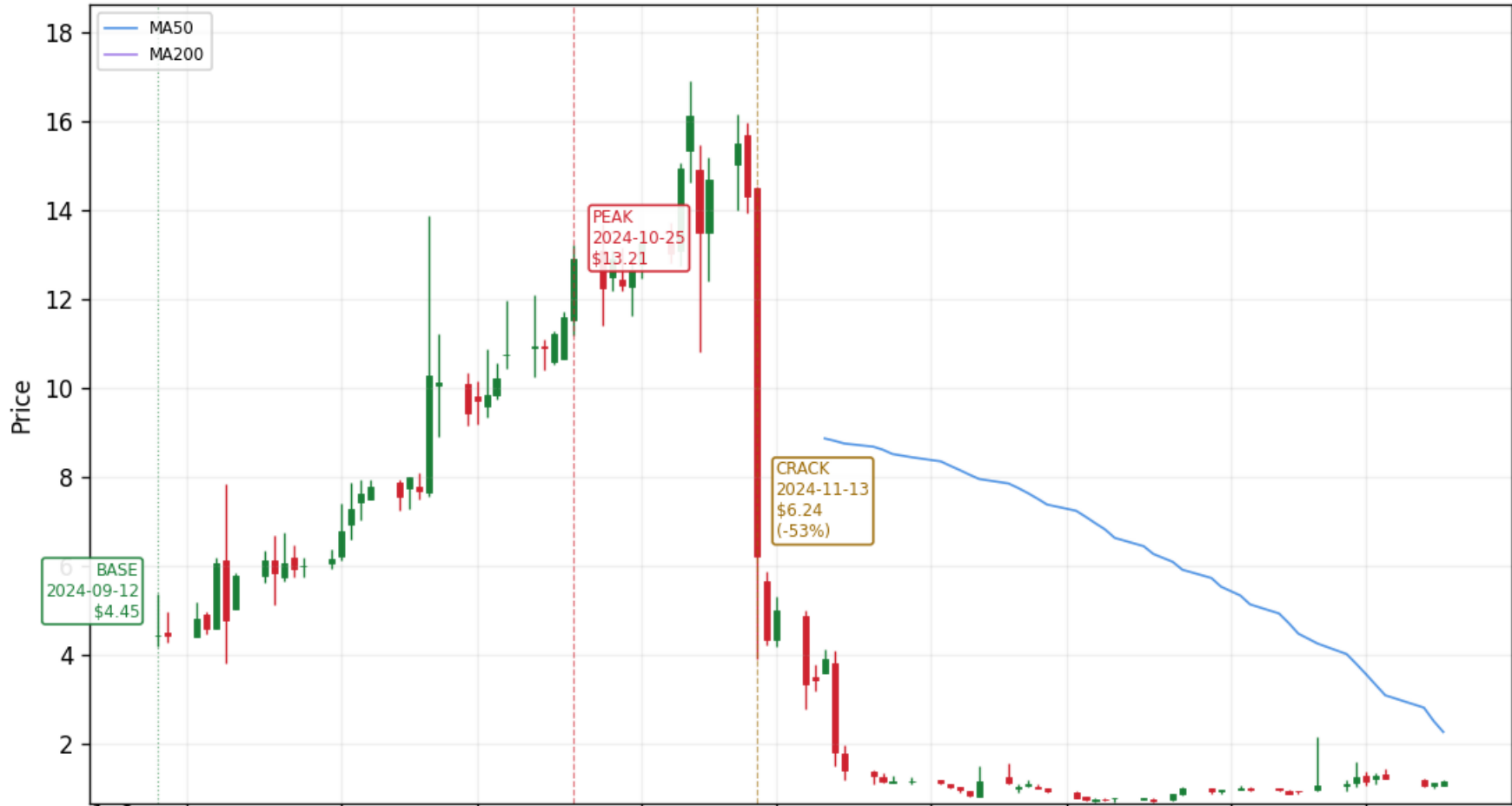


TWG — TWG — scan 2024 (+1306% 30d at peak)
Peak \$13.50 on 2024-10-24 | Base→Peak +1742% in 52d | 5d +96% / 10d +531% / 30d +1306% | Crack -96% in 1d | Peak vol 13.2x 30d avg | nominal prices (split-backed-out 0

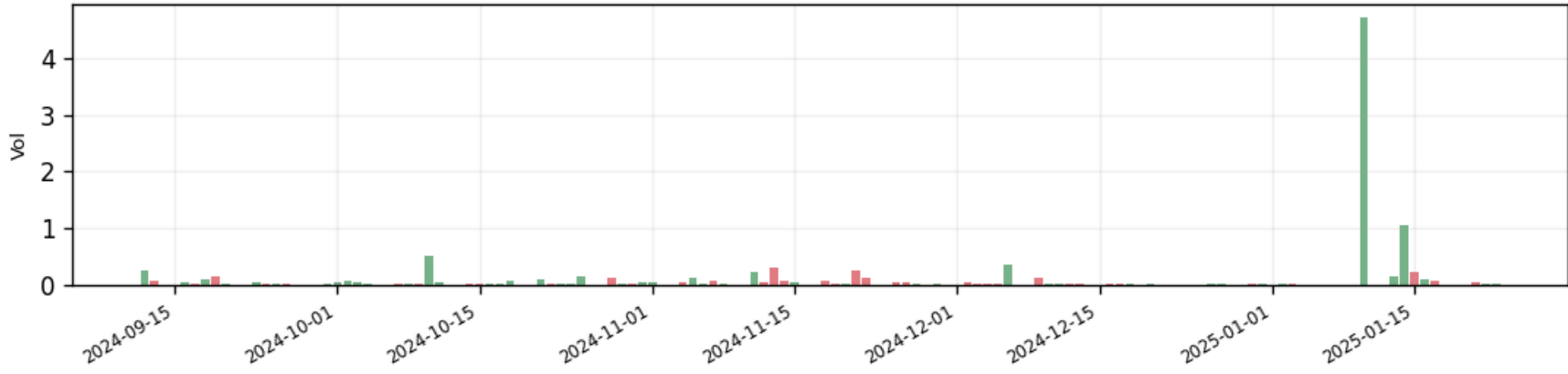


GLXG — GLXG — scan 2024 (+190% 30d at peak)

Peak \$13.21 on 2024-10-25 | Base→Peak +197% in 31d | 5d +23% / 10d +30% / 30d +197% | Crack -53% in 13d | Peak vol nanx 30d avg | nominal prices (split-backed-out 0



1e6



SLI — SLI — scan 2024 (+104% 30d at peak)
Peak \$2.64 on 2024-10-30 | Base→Peak +140% in 60d | 5d +25% / 10d +28% / 30d +115% | Crack -33% in 11d | Peak vol 4.6x 30d avg



ELDN — ELDN — scan 2024 (+104% 30d at peak)

Peak \$5.54 on 2024-11-01 | Base→Peak +127% in 23d | 5d +63% / 10d +87% / 30d +109% | Crack -31% in 13d | Peak vol 16.2x 30d avg



Peak \$3.20 on 2024-11-11 | Base→Peak +316% in 9d | 5d +127% / 10d +315% / 30d +160% | Crack -43% in 2d | Peak vol 46.1× 30d avg | nominal prices (split-backed-out 0.0

AZI — AZI — scan 2024 (+164% 30d at peak)



BIVI — BIVI — scan 2024 (+191% 30d at peak)

Peak \$3.41 on 2024-11-12 | Base→Peak +210% in 20d | 5d +41% / 10d +33% / 30d +197% | Crack -38% in 25d | Peak vol 21.2x 30d avg | nominal prices (split-backed-out 0.



INOD — INOD — scan 2024 (+199% 30d at peak)

Peak \$49.72 on 2024-11-12 | Base→Peak +262% in 39d | 5d +126% / 10d +129% / 30d +221% | Crack -31% in 22d | Peak vol 5.2x 30d avg



CLDI — CLDI — scan 2024 (+207% 30d at peak)
Peak \$3.89 on 2024-11-13 | Base→Peak +369% in 15d | 5d +168% / 10d +250% / 30d +254% | Crack -48% in 1d | Peak vol 250.2x 30d avg | nominal prices (split-backed-out 0.0



BTCS — BTCS — scan 2024 (+321% 30d at peak)

Peak \$5.36 on 2024-11-14 | Base→Peak +436% in 52d | 5d +262% / 10d +339% / 30d +362% | Crack -39% in 2d | Peak vol 327.9x 30d avg



BTCT — BTCT — scan 2024 (+1176% 30d at peak)

Peak \$24.80 on 2024-11-14 | Base→Peak +1765% in 41d | 5d +1165% / 10d +1431% / 30d +1480% | Crack -48% in 2d | Peak vol 1515.4x 30d avg



FOA — FOA — scan 2024 (+169% 30d at peak)
Peak \$27.48 on 2024-11-18 | Base→Peak +293% in 57d | 5d +31% / 10d +114% / 30d +170% | Crack -35% in 6d | Peak vol 8.1x 30d avg



PULM — PULM — scan 2024 (+245% 30d at peak)
Peak \$8.44 on 2024-11-18 | Base→Peak +372% in 47d | 5d +308% / 10d +306% / 30d +294% | Crack -36% in 1d | Peak vol 115.0x 30d avg



ACRS — ACRS — scan 2024 (+296% 30d at peak)

Peak \$5.17 on 2024-11-19 | Base→Peak +362% in 39d | 5d +102% / 10d +133% / 30d +346% | Crack -32% in 15d | Peak vol 209.8x 30d avg



LMND — LMND — scan 2024 (+198% 30d at peak)
Peak \$52.22 on 2024-11-21 | Base→Peak +234% in 33d | 5d +65% / 10d +91% / 30d +209% | Crack -30% in 27d | Peak vol 9.1x 30d avg

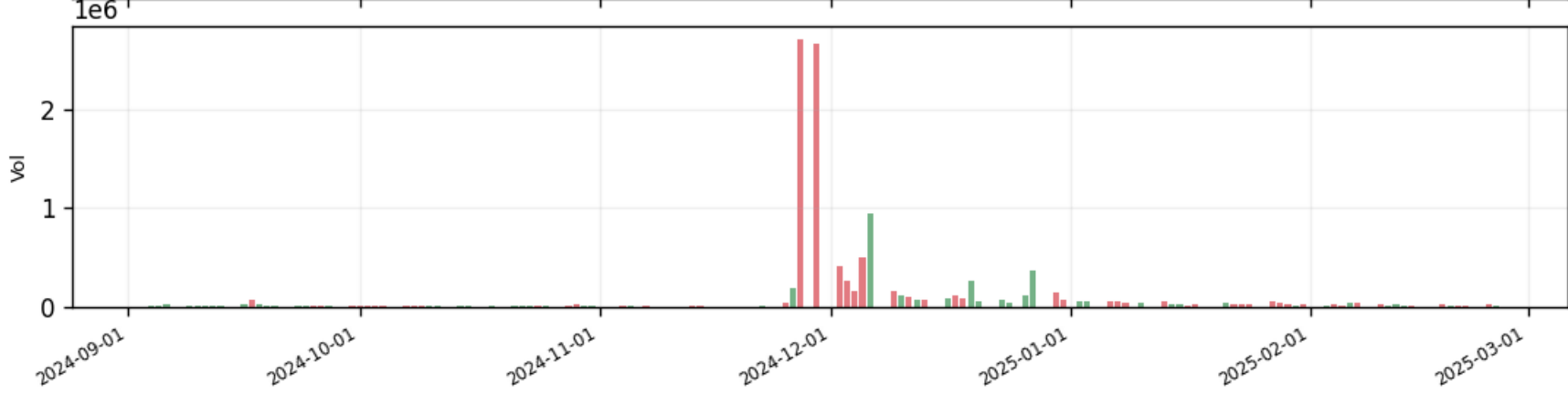


RYM — RYM — scan 2024 (+1970% 30d at peak)

Peak \$69.49 on 2024-11-26 | Base→Peak +2362% in 32d | 5d +212% / 10d +807% / 30d +2193% | Crack -53% in 4d | Peak vol 19.9x 30d avg



ZDAI — ZDAI — scan 2024 (+817% 30d at peak)
k \$107.36 on 2024-11-26 | Base→Peak +1277% in 60d | 5d +937% / 10d +725% / 30d +817% | Crack -98% in 1d | Peak vol 10.5x 30d avg | nominal prices (split-backed-out 0



ZENA — ZENA — scan 2024 (+431% 30d at peak)
Peak \$12.43 on 2024-11-26 | Base→Peak +757% in 6d | 5d +718% / 10d +554% / 30d +531% | Crack -37% in 1d | Peak vol 20.6× 30d avg



RCAT — RCAT — scan 2024 (+287% 30d at peak)
Peak \$11.88 on 2024-11-29 | Base→Peak +403% in 46d | 5d +63% / 10d +196% / 30d +291% | Crack -31% in 5d | Peak vol 10.2x 30d avg



UMAC — UMAC — scan 2024 (+1132% 30d at peak)

Peak \$19.50 on 2024-11-29 | Base→Peak +1303% in 37d | 5d +412% / 10d +506% / 30d +1183% | Crack -39% in 2d | Peak vol 1443.8x 30d avg



FOSL — FOSL — scan 2024 (+110% 30d at peak)
Peak \$2.61 on 2024-12-02 | Base→Peak +161% in 58d | 5d +123% / 10d +101% / 30d +127% | Crack -30% in 12d | Peak vol 97.2x 30d avg



SNTI — SNTI — scan 2024 (+339% 30d at peak)

Peak \$16.94 on 2024-12-02 | Base→Peak +732% in 33d | 5d +680% / 10d +688% / 30d +643% | Crack -58% in 1d | Peak vol 5970.5× 30d avg



PSQH — PSQH — scan 2024 (+177% 30d at peak)

Peak \$7.77 on 2024-12-03 | Base→Peak +287% in 10d | 5d +270% / 10d +287% / 30d +183% | Crack -39% in 1d | Peak vol 723.7x 30d avg



ZJK — ZJK — scan 2024 (+276% 30d at peak)
Peak \$30.50 on 2024-12-03 | Base→Peak +657% in 32d | 5d +372% / 10d +525% / 30d +564% | Crack -55% in 1d | Peak vol 98.8x 30d avg



CYCN — CYCN — scan 2024 (+373% 30d at peak)
Peak \$9.47 on 2024-12-04 | Base→Peak +596% in 5d | 5d +596% / 10d +438% / 30d +233% | Crack -44% in 1d | Peak vol 295.5× 30d avg



ORIS — ORIS — scan 2024 (+590% 30d at peak)
Peak \$56.01 on 2024-12-05 | Base→Peak +893% in 16d | 5d +670% / 10d +732% / 30d +590% | Crack -94% in 1d | Peak vol 42.9x 30d avg | nominal prices (split-backed-out 0



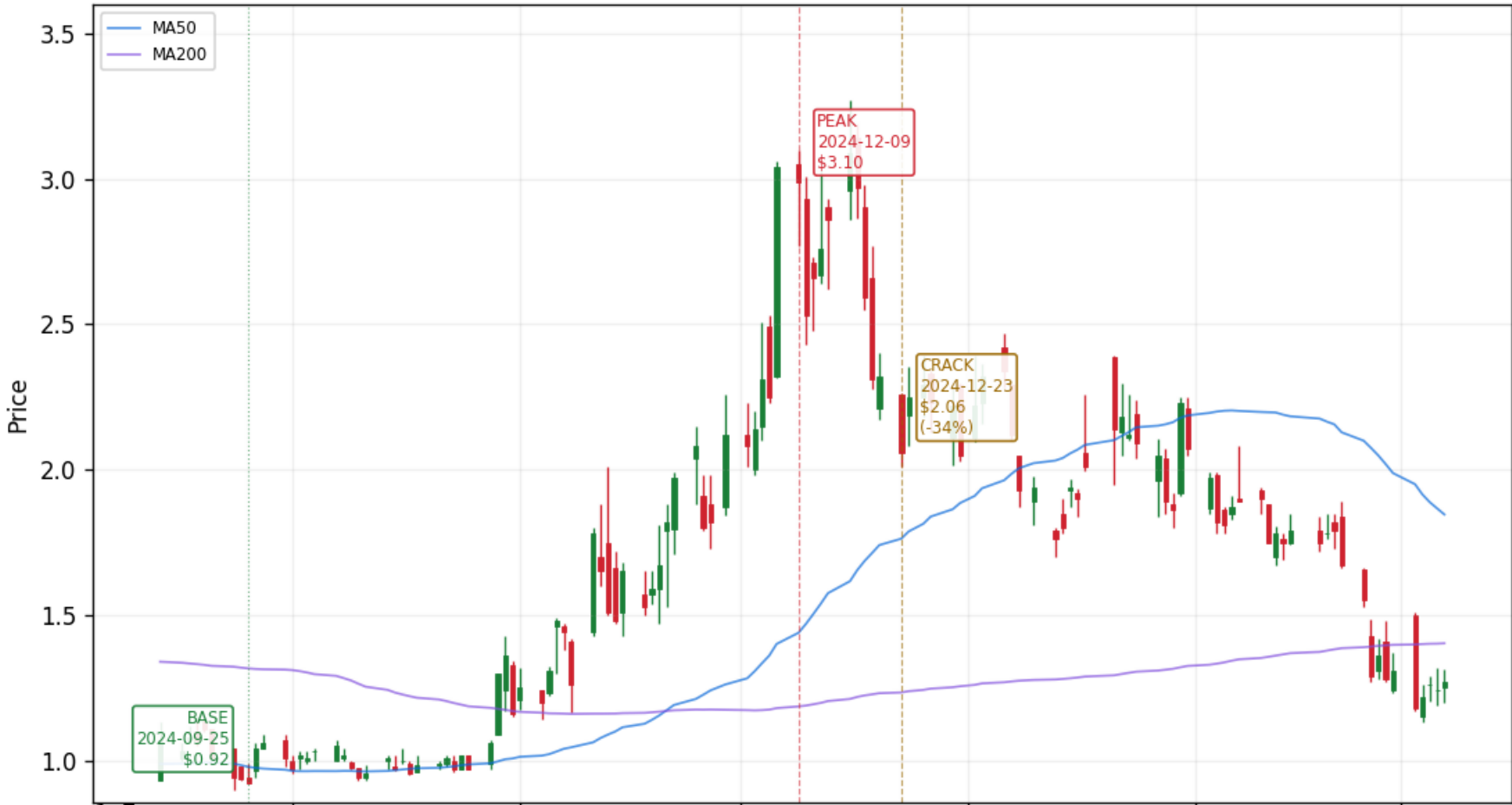
TARA — TARA — scan 2024 (+220% 30d at peak)

Peak \$10.48 on 2024-12-05 | Base→Peak +547% in 39d | 5d +245% / 10d +354% / 30d +457% | Crack -44% in 1d | Peak vol 758.0x 30d avg

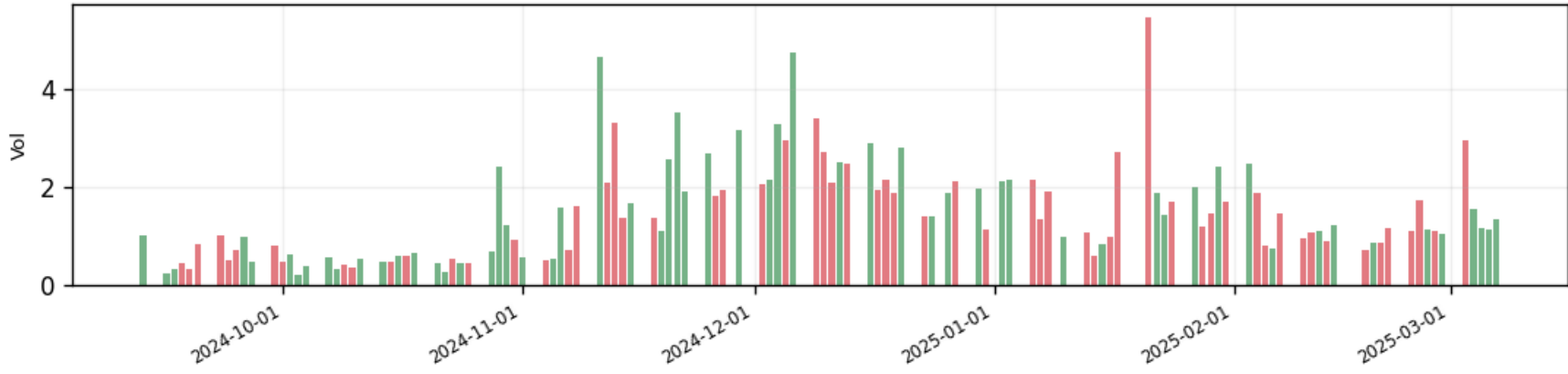


CAN — CAN — scan 2024 (+208% 30d at peak)

Peak \$3.10 on 2024-12-09 | Base→Peak +236% in 52d | 5d +49% / 10d +57% / 30d +219% | Crack -34% in 10d | Peak vol 7.5x 30d avg



1e7



MGX — MGX — scan 2024 (+117% 30d at peak)
Peak \$4.47 on 2024-12-09 | Base→Peak +171% in 12d | 5d +115% / 10d +137% / 30d +123% | Crack -31% in 5d | Peak vol 173.1x 30d avg



QUCY — QUCY — May 2026 pump
Peak \$1.62 on 2026-05-13 | Base→Peak +402% in 1d | 5d +326% / 10d +254% / 30d +242% | Crack +0% in 0d | Peak vol 503.1x 30d avg



SATL — SATL — scan 2024 (+382% 30d at peak)

Peak \$5.49 on 2024-12-09 | Base→Peak +485% in 23d | 5d +205% / 10d +292% / 30d +458% | Crack -36% in 3d | Peak vol 186.1x 30d avg



GXAI — GXAI — scan 2024 (+249% 30d at peak)

Peak \$7.50 on 2024-12-10 | Base→Peak +552% in 15d | 5d +536% / 10d +525% / 30d +424% | Crack -32% in 1d | Peak vol 22.6x 30d avg

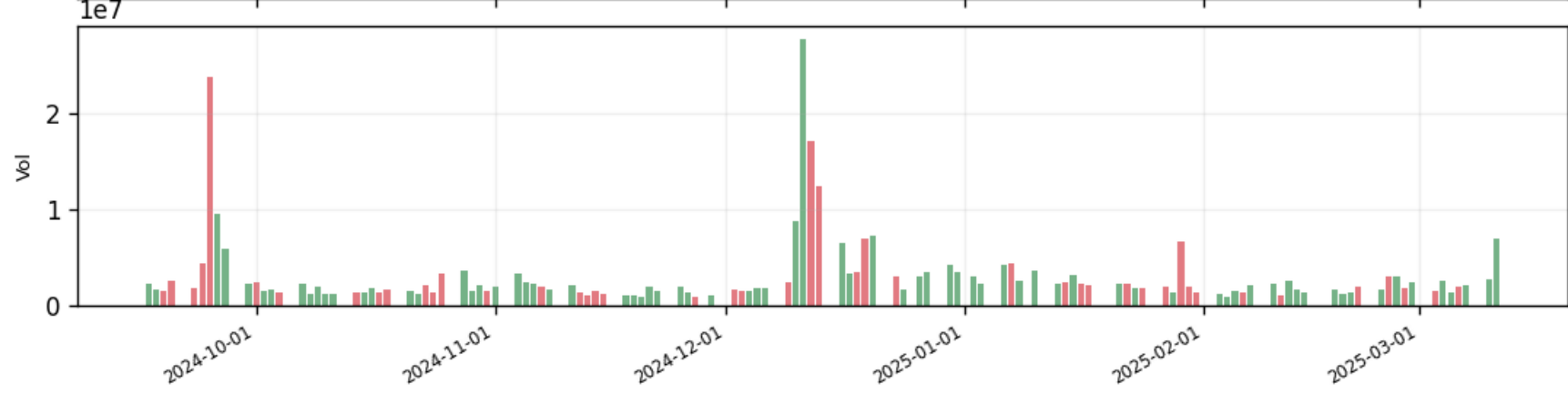


RVPH — RVPH — scan 2024 (+139% 30d at peak)
Peak \$2.97 on 2024-12-11 | Base→Peak +223% in 25d | 5d +138% / 10d +165% / 30d +152% | Crack -53% in 4d | Peak vol 20.5× 30d avg | nominal prices (split-backed-out 0.



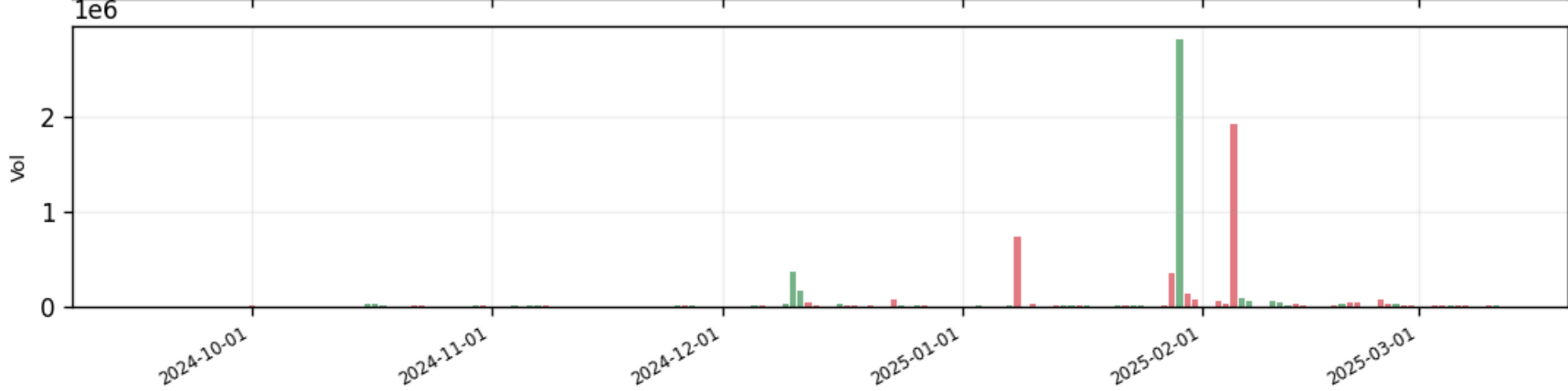
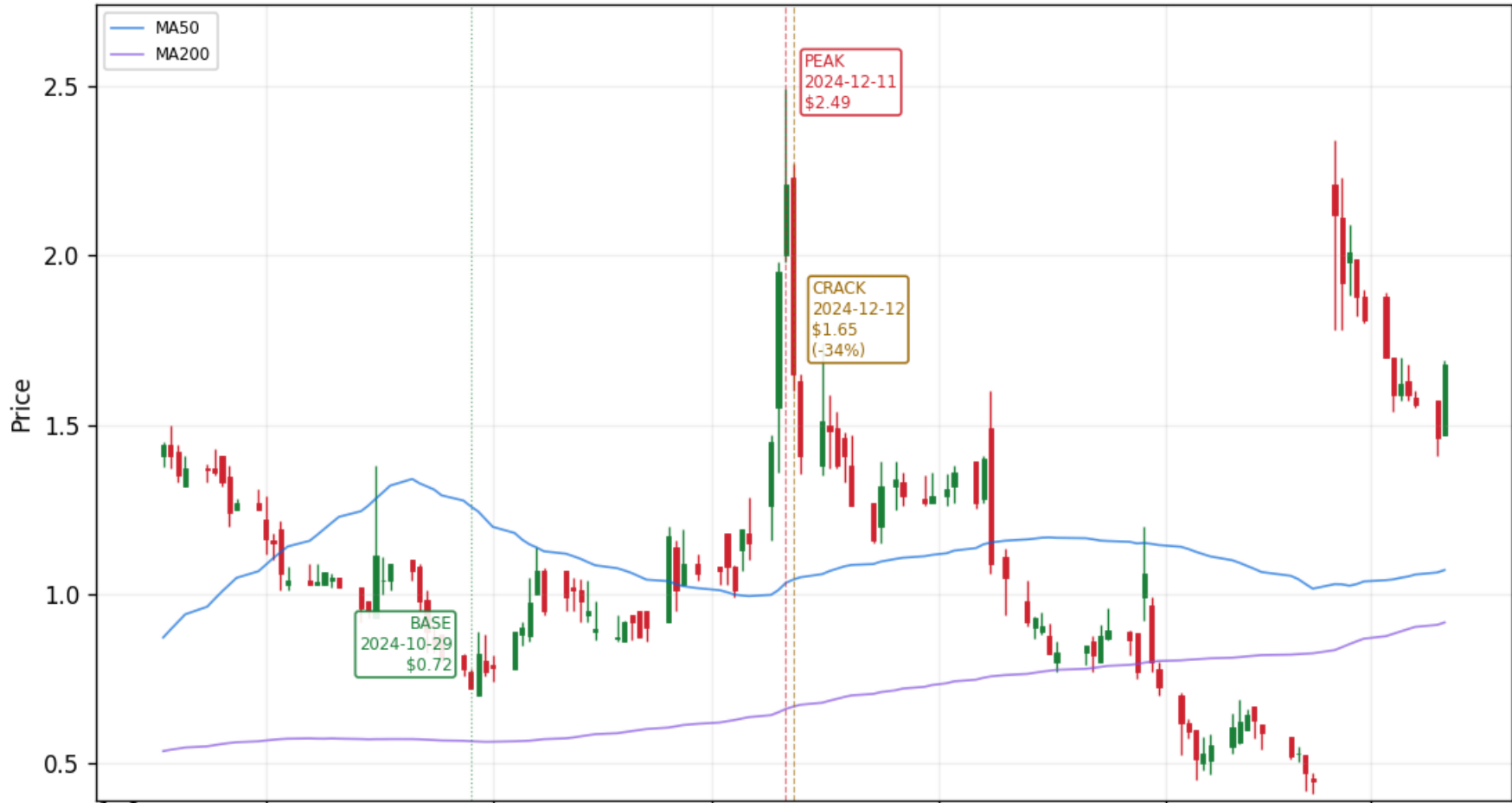
SFIX — SFIX — scan 2024 (+116% 30d at peak)

Peak \$6.99 on 2024-12-11 | Base→Peak +208% in 54d | 5d +54% / 10d +51% / 30d +122% | Crack -33% in 1d | Peak vol 19.9x 30d avg



SXTP — SXTP — scan 2024 (+206% 30d at peak)

Peak \$2.49 on 2024-12-11 | Base→Peak +245% in 30d | 5d +147% / 10d +147% / 30d +245% | Crack -34% in 1d | Peak vol 38.7x 30d avg | nominal prices (split-backed-out 0.



UPLD — UPLD — scan 2024 (+141% 30d at peak)
Peak \$5.64 on 2024-12-11 | Base→Peak +165% in 27d | 5d +41% / 10d +46% / 30d +156% | Crack -31% in 21d | Peak vol 10.7x 30d avg



DXYZ — DXYZ — scan 2024 (+550% 30d at peak)
Peak \$71.80 on 2024-12-13 | Base→Peak +627% in 52d | 5d +7% / 10d +74% / 30d +565% | Crack -32% in 18d | Peak vol 15.8x 30d avg

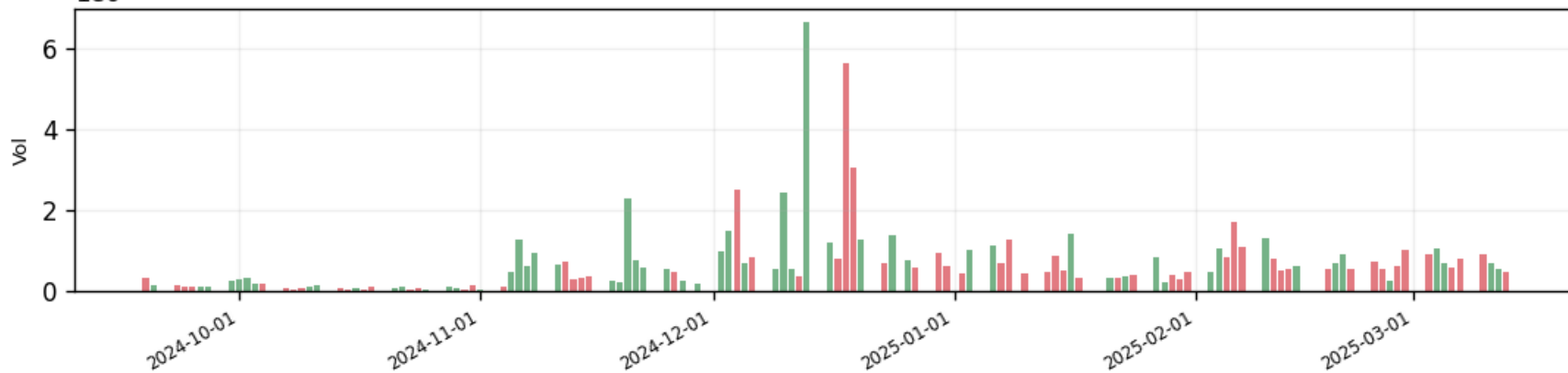


NOTV — NOTV — scan 2024 (+236% 30d at peak)

Peak \$6.30 on 2024-12-13 | Base→Peak +326% in 56d | 5d +66% / 10d +72% / 30d +256% | Crack -37% in 3d | Peak vol 37.3x 30d avg

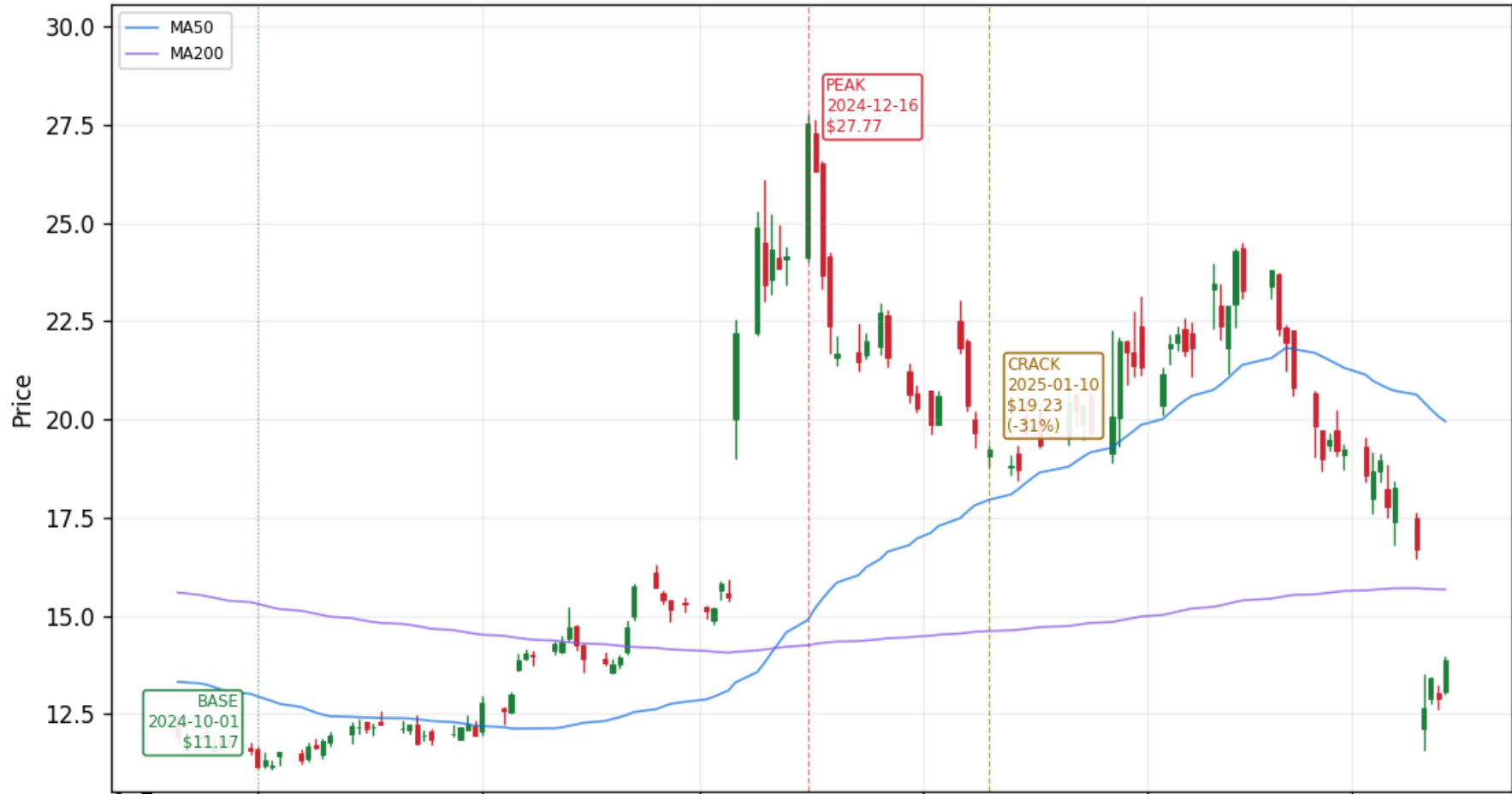


1e6

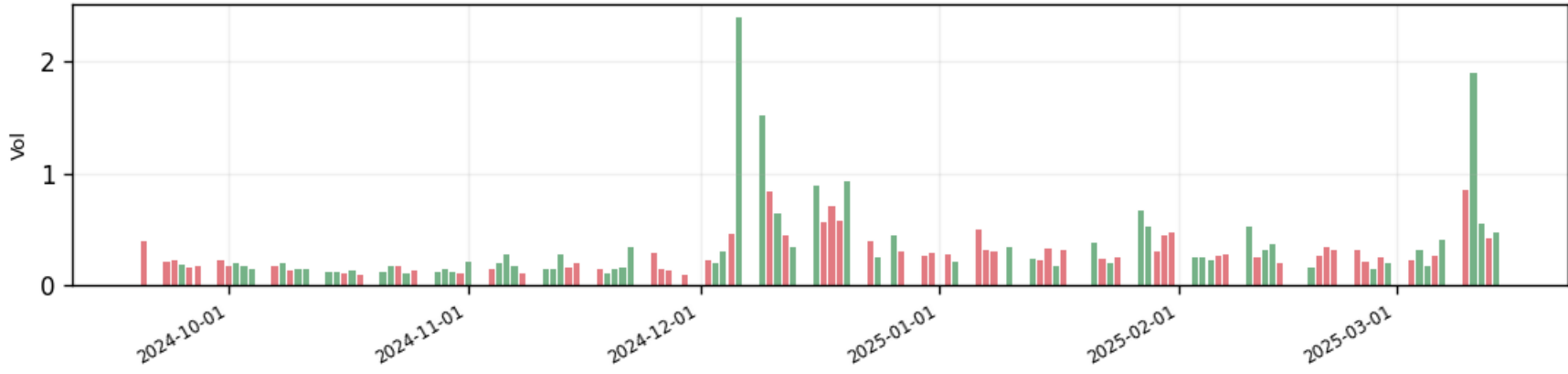


ASAN — ASAN — scan 2024 (+115% 30d at peak)

Peak \$27.77 on 2024-12-16 | Base→Peak +149% in 53d | 5d +12% / 10d +84% / 30d +117% | Crack -31% in 16d | Peak vol 4.1x 30d avg



1e7



OPTX — OPTX — scan 2024 (+459% 30d at peak)

Peak \$5.10 on 2024-12-17 | Base→Peak +493% in 14d | 5d +448% / 10d +450% / 30d +275% | Crack -50% in 1d | Peak vol 1405.9x 30d avg



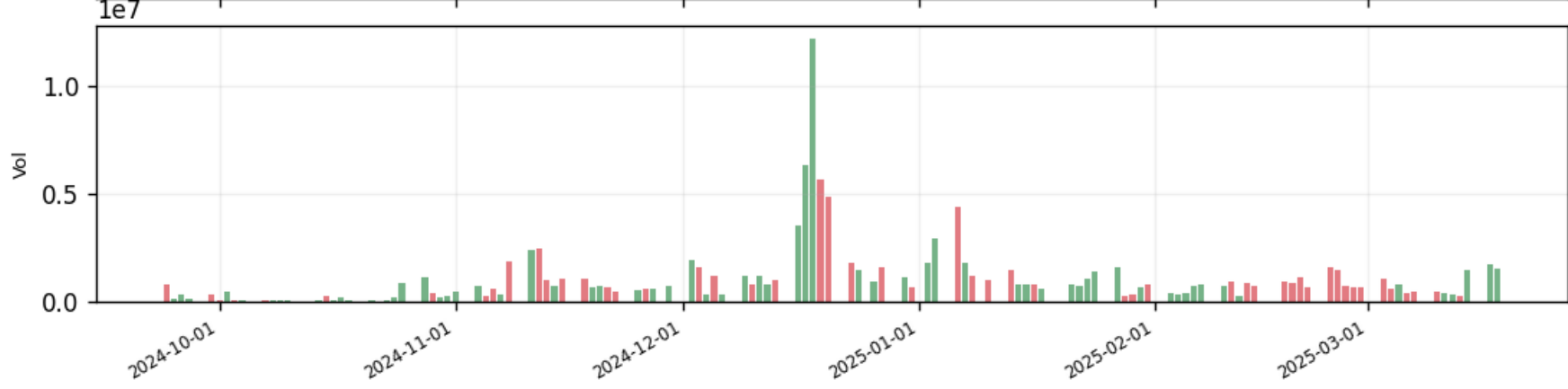
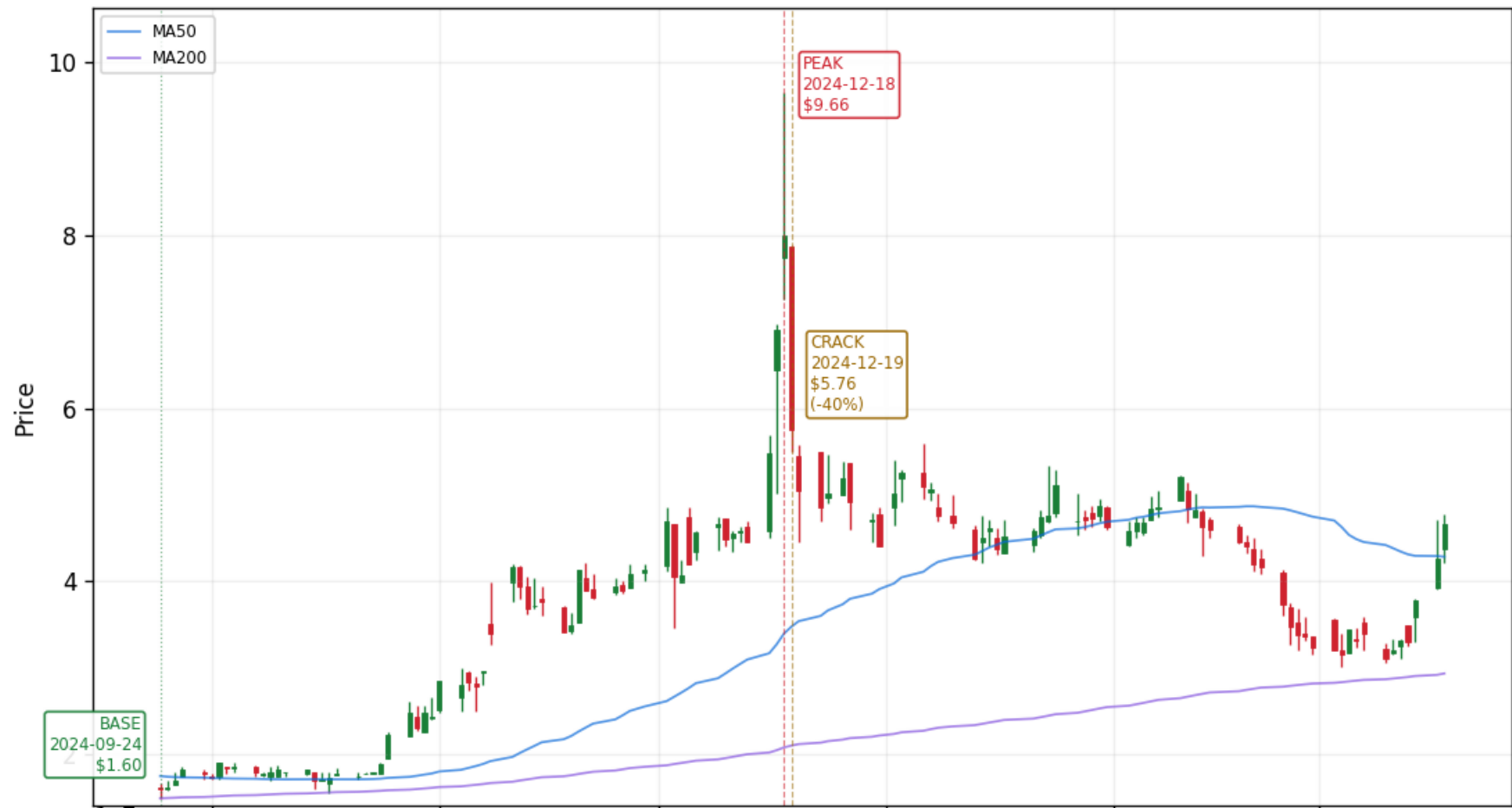
QBTS — QBTS — scan 2024 (+741% 30d at peak)
Peak \$9.42 on 2024-12-17 | Base→Peak +955% in 47d | 5d +101% / 10d +215% / 30d +843% | Crack -32% in 2d | Peak vol 82.0x 30d avg



ARQQ — ARQQ — scan 2024 (+518% 30d at peak)
Peak \$42.90 on 2024-12-18 | Base→Peak +1032% in 51d | 5d +79% / 10d +77% / 30d +616% | Crack -37% in 1d | Peak vol 34.2× 30d avg



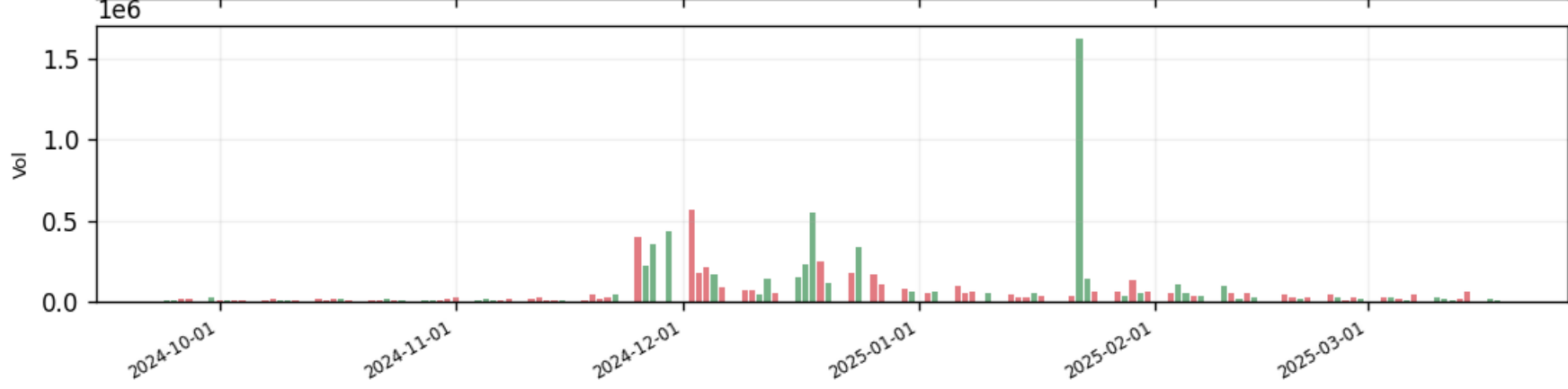
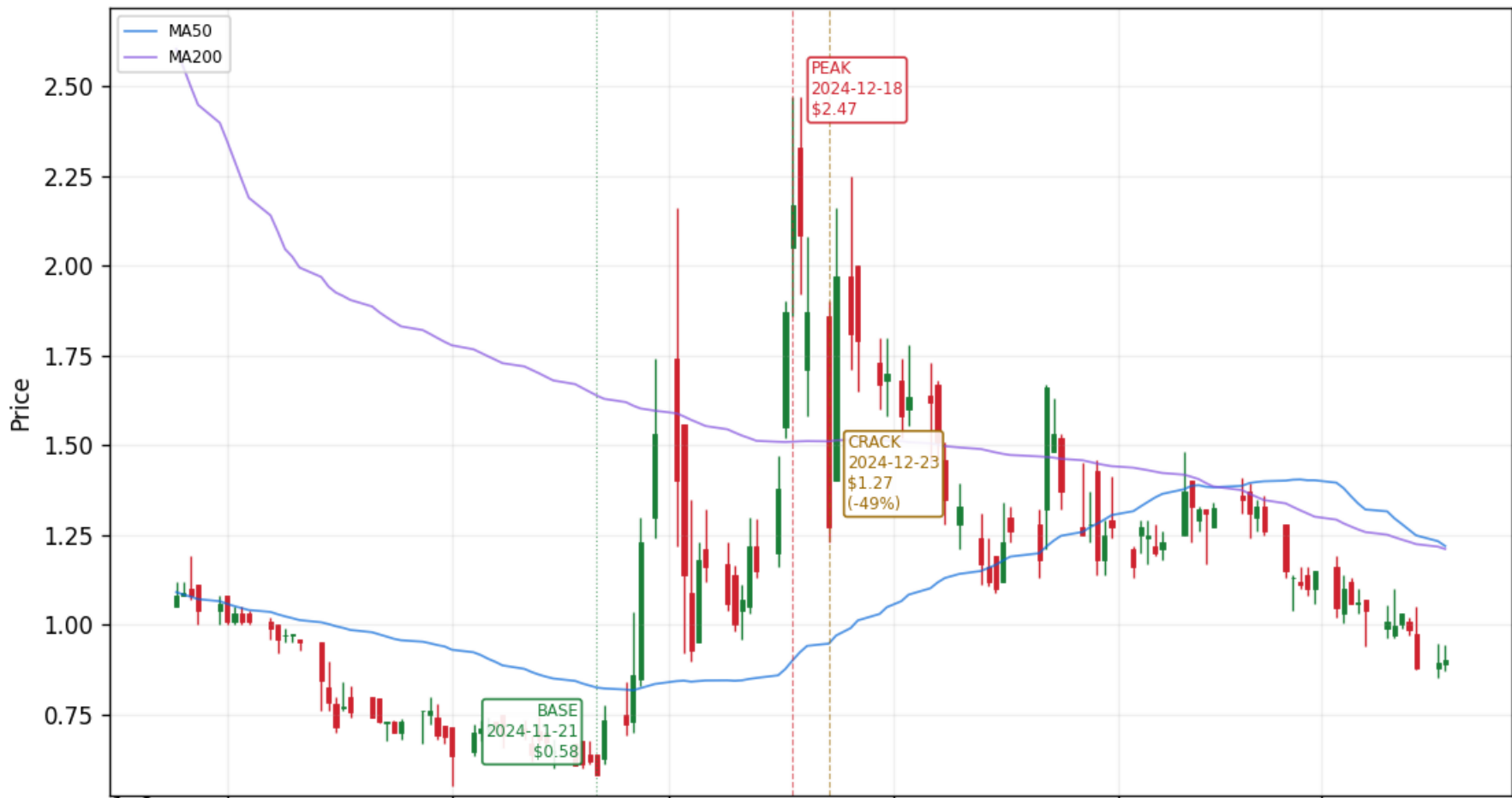
CANG — CANG — scan 2024 (+183% 30d at peak)
Peak \$9.66 on 2024-12-18 | Base→Peak +504% in 60d | 5d +112% / 10d +137% / 30d +241% | Crack -40% in 1d | Peak vol 221.1× 30d avg | nominal prices (split-backed-out)



DFNS — DFNS — scan 2024 (+2071% 30d at peak)
Peak \$67.77 on 2024-12-18 | Base→Peak +4776% in 3d | 5d +4244% / 10d +3958% / 30d +2796% | Crack -41% in 2d | Peak vol 194.2× 30d avg



MOBX — MOBX — scan 2024 (+373% 30d at peak)
Peak \$2.47 on 2024-12-18 | Base→Peak +326% in 18d | 5d +131% / 10d +166% / 30d +247% | Crack -49% in 3d | Peak vol 44.2x 30d avg | nominal prices (split-backed-out 0



PLRZ — PLRZ — scan 2024 (+378% 30d at peak)
k \$4.80 on 2024-12-18 | Base→Peak +491% in 22d | 5d +404% / 10d +366% / 30d +353% | Crack -51% in 1d | Peak vol 203.0x 30d avg | nominal prices (split-backed-out 0.00)



QUBT — QUBT — scan 2024 (+2114% 30d at peak)
Peak \$27.15 on 2024-12-18 | Base→Peak +4116% in 55d | 5d +324% / 10d +287% / 30d +2241% | Crack -44% in 1d | Peak vol 537.0x 30d avg



UCL — UCL — scan 2024 (+162% 30d at peak)
Peak \$3.30 on 2024-12-18 | Base→Peak +230% in 28d | 5d +154% / 10d +146% / 30d +199% | Crack -36% in 1d | Peak vol 230.2× 30d avg



ALGS — ALGS — scan 2024 (+310% 30d at peak)

Peak \$39.30 on 2024-12-19 | Base→Peak +470% in 49d | 5d +19% / 10d +41% / 30d +320% | Crack -35% in 23d | Peak vol 4.2x 30d avg



GGRP — GGRP — scan 2024 (+568% 30d at peak)

Peak \$4.48 on 2024-12-23 | Base→Peak +671% in 25d | 5d +283% / 10d +433% / 30d +625% | Crack -31% in 3d | Peak vol 76.6× 30d avg



FRSX — FRSX — scan 2024 (+289% 30d at peak)
Peak \$2.63 on 2024-12-24 | Base→Peak +344% in 31d | 5d +314% / 10d +312% / 30d +324% | Crack -30% in 2d | Peak vol 73.5x 30d avg | nominal prices (split-backed-out 0.0



PTLE — PTLE — scan 2024 (+309% 30d at peak)
Peak \$10.30 on 2024-12-26 | Base→Peak +317% in 29d | 5d +33% / 10d +23% / 30d +309% | Crack -58% in 12d | Peak vol 5.0x 30d avg | nominal prices (split-backed-out 0.0)



VUZI — VUZI — scan 2024 (+401% 30d at peak)

Peak \$5.36 on 2024-12-26 | Base→Peak +489% in 27d | 5d +43% / 10d +70% / 30d +410% | Crack -36% in 9d | Peak vol 6.6x 30d avg



WKEY — WKEY — scan 2024 (+678% 30d at peak)
Peak \$13.23 on 2024-12-26 | Base→Peak +692% in 30d | 5d +72% / 10d +451% / 30d +692% | Crack -32% in 3d | Peak vol 128.9x 30d avg



AMPG — AMPG — scan 2024 (+579% 30d at peak)

Peak \$6.28 on 2024-12-27 | Base→Peak +772% in 58d | 5d +214% / 10d +185% / 30d +647% | Crack -32% in 4d | Peak vol 216.7x 30d avg



EVTL — EVTL — scan 2024 (+175% 30d at peak)

Peak \$15.99 on 2024-12-27 | Base→Peak +333% in 35d | 5d +108% / 10d +116% / 30d +184% | Crack -32% in 3d | Peak vol 28.4x 30d avg



MYSZ — MYSZ — scan 2024 (+333% 30d at peak)
Peak \$9.40 on 2024-12-27 | Base→Peak +739% in 25d | 5d +596% / 10d +646% / 30d +525% | Crack -53% in 1d | Peak vol 1037.2x 30d avg



PRZO — PRZO — scan 2024 (+352% 30d at peak)
Peak \$3.16 on 2024-12-27 | Base→Peak +463% in 29d | 5d +55% / 10d +134% / 30d +439% | Crack -36% in 2d | Peak vol 49.2× 30d avg



RUM — Rumble (CFVI→RUM post-merger)

Peak \$17.23 on 2022-09-19 | Base→Peak +73% in 52d | 5d +43% / 10d +47% / 30d +72% | Crack -30% in 4d | Peak vol 45.4x 30d avg



IVDA — IVDA — scan 2024 (+415% 30d at peak)

Peak \$8.05 on 2024-12-30 | Base→Peak +519% in 35d | 5d +173% / 10d +291% / 30d +459% | Crack -39% in 1d | Peak vol 10.6x 30d avg



PDYN — PDYN — scan 2024 (+627% 30d at peak)
Peak \$14.95 on 2024-12-30 | Base→Peak +740% in 28d | 5d +324% / 10d +331% / 30d +717% | Crack -31% in 3d | Peak vol 22.9× 30d avg



QMCO — QMCO — scan 2024 (+1849% 30d at peak)
Peak \$68.00 on 2024-12-30 | Base→Peak +2197% in 28d | 5d +48% / 10d +278% / 30d +2032% | Crack -34% in 5d | Peak vol 47.2x 30d avg



WIMI — WIMI — scan 2024 (+200% 30d at peak)

Peak \$2.92 on 2024-12-30 | Base→Peak +284% in 27d | 5d +175% / 10d +267% / 30d +265% | Crack -37% in 1d | Peak vol 193.1x 30d avg | nominal prices (split-backed-out)

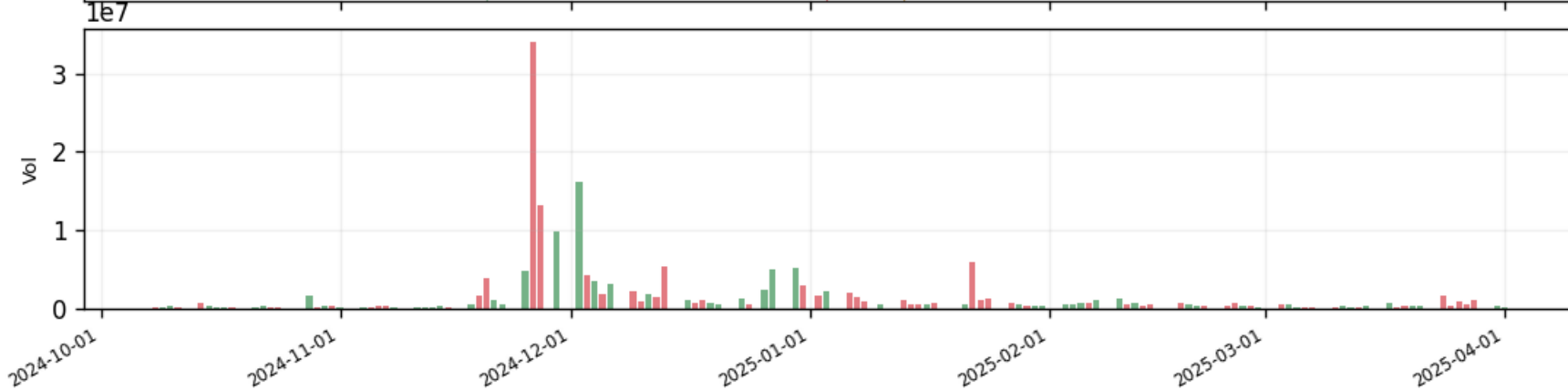


RGTI — RGTI — scan 2024 (+1438% 30d at peak)
Peak \$20.00 on 2025-01-02 | Base→Peak +2546% in 57d | 5d +76% / 10d +80% / 30d +1438% | Crack -50% in 4d | Peak vol 67.3x 30d avg



MDAI — MDAI — scan 2024 (+165% 30d at peak)

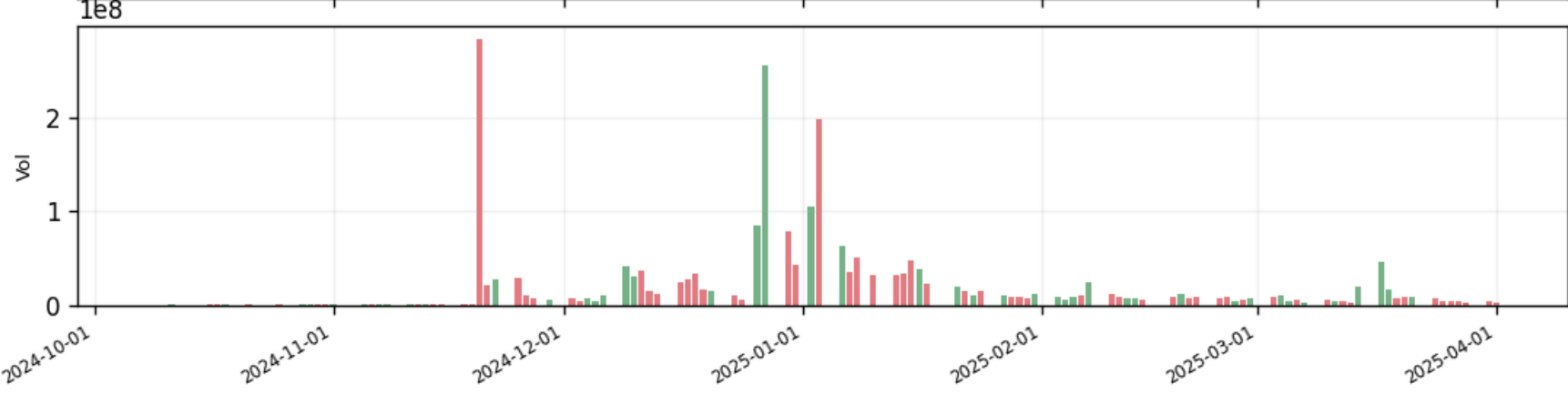
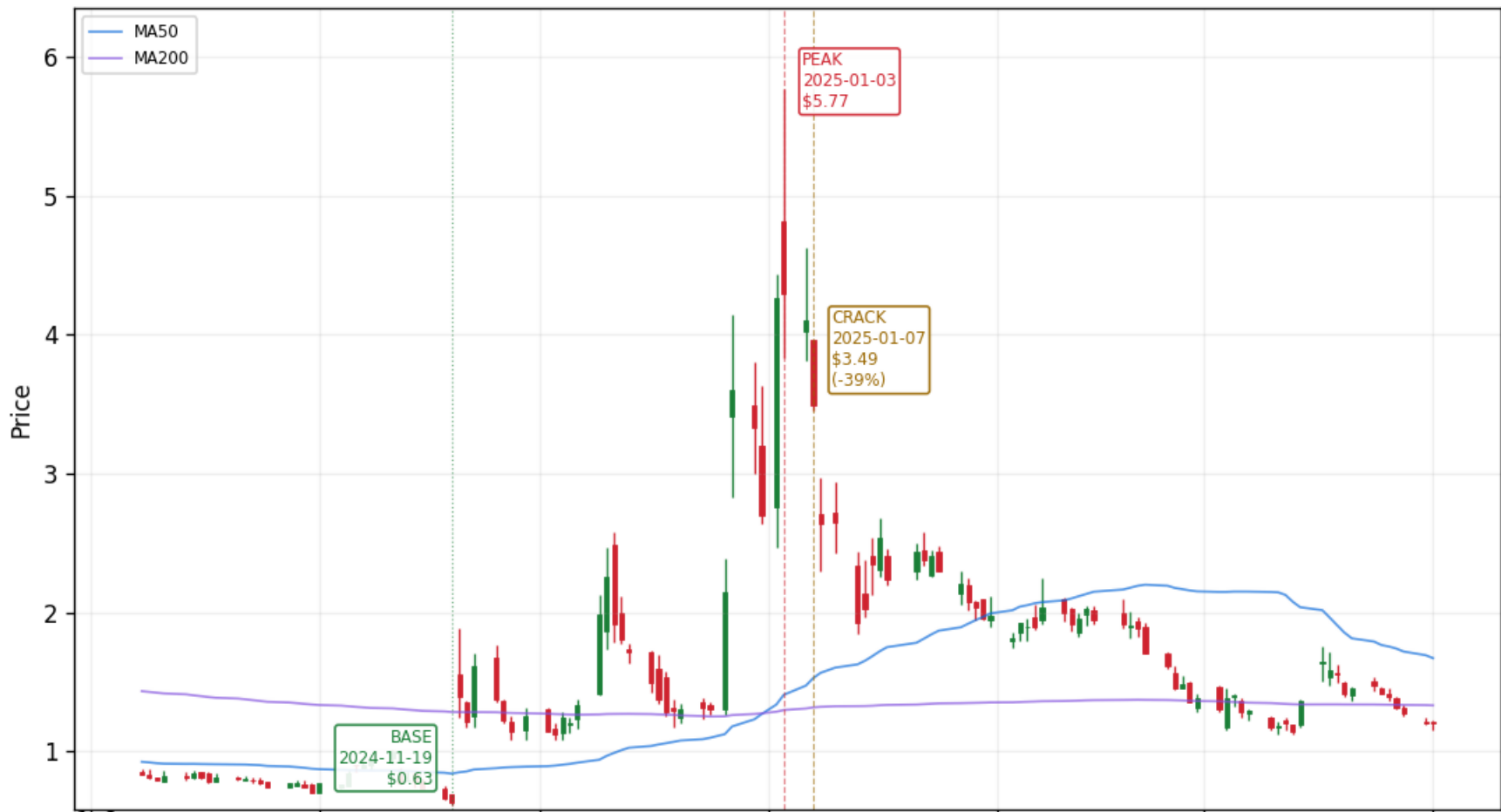
Peak \$3.03 on 2025-01-03 | Base→Peak +186% in 29d | 5d +25% / 10d +70% / 30d +168% | Crack -34% in 5d | Peak vol 6.9x 30d avg



ONDS — ONDS — scan 2024 (+317% 30d at peak)
Peak \$3.40 on 2025-01-03 | Base→Peak +407% in 30d | 5d +35% / 10d +164% / 30d +407% | Crack -34% in 4d | Peak vol 117.3x 30d avg



QSI — QSI — scan 2024 (+578% 30d at peak)
Peak \$5.77 on 2025-01-03 | Base→Peak +812% in 30d | 5d +168% / 10d +351% / 30d +812% | Crack -39% in 2d | Peak vol 319.4x 30d avg



ARBE — Arbe Robotics

Peak \$4.90 on 2025-01-06 | Base→Peak +204% in 33d | 5d +129% / 10d +201% / 30d +171% | Crack -30% in 2d | Peak vol 1434.8x 30d avg



RR — RR — scan 2024 (+675% 30d at peak)
Peak \$5.20 on 2025-01-06 | Base→Peak +881% in 30d | 5d +79% / 10d +352% / 30d +881% | Crack -39% in 2d | Peak vol 28.3x 30d avg



ATOM — ATOM — scan 2024 (+204% 30d at peak)
Peak \$17.55 on 2025-01-06 | Base→Peak +443% in 60d | 5d +23% / 10d +113% / 30d +222% | Crack -32% in 2d | Peak vol 11.3x 30d avg



BLIN — BLIN — scan 2024 (+116% 30d at peak)

Peak \$2.75 on 2025-01-06 | Base→Peak +155% in 48d | 5d +92% / 10d +105% / 30d +152% | Crack -32% in 2d | Peak vol 89.6x 30d avg



CRNC — CRNC — scan 2024 (+616% 30d at peak)
Peak \$27.50 on 2025-01-06 | Base→Peak +893% in 49d | 5d +224% / 10d +263% / 30d +875% | Crack -31% in 1d | Peak vol 33.6x 30d avg



Peak \$6.04 on 2025-01-06 | Base→Peak +602% in 10d | 5d +180% / 10d +602% / 30d +454% | Crack -31% in 1d | Peak vol 22.8x 30d avg | nominal prices (split-backed-out 0.0

KITT — KITT — scan 2024 (+346% 30d at peak)



MBOT — MBOT — scan 2024 (+209% 30d at peak)
Peak \$3.38 on 2025-01-06 | Base→Peak +276% in 32d | 5d +205% / 10d +248% / 30d +267% | Crack -45% in 2d | Peak vol 291.2x 30d avg



HOTH — HOTH — scan 2024 (+174% 30d at peak)
Peak \$3.80 on 2025-01-07 | Base→Peak +412% in 60d | 5d +399% / 10d +369% / 30d +357% | Crack -50% in 1d | Peak vol 65.4x 30d avg



MYSE — MYSE — scan 2024 (+370% 30d at peak)
Peak \$9.34 on 2025-01-07 | Base→Peak +659% in 56d | 5d +405% / 10d +437% / 30d +392% | Crack -66% in 1d | Peak vol 3310.3x 30d avg



FUBO — FUBO — scan 2024 (+277% 30d at peak)
Peak \$6.10 on 2025-01-08 | Base→Peak +388% in 6d | 5d +384% / 10d +345% / 30d +330% | Crack -38% in 3d | Peak vol 14.2x 30d avg | nominal prices (split-backed-out 0.00)



BNRG — BNRG — scan 2024 (+261% 30d at peak)
Peak \$3.06 on 2025-01-10 | Base→Peak +350% in 14d | 5d +95% / 10d +191% / 30d +269% | Crack -39% in 2d | Peak vol 5.8× 30d avg | nominal prices (split-backed-out 0.005)



BDMD — BDMD — scan 2024 (+495% 30d at peak)
Peak \$12.50 on 2025-01-13 | Base→Peak +1091% in 8d | 5d +107% / 10d +602% / 30d +421% | Crack -38% in 1d | Peak vol 11.8x 30d avg



DCOY — DCOY — scan 2024 (+141% 30d at peak)
k \$7.20 on 2025-01-13 | Base→Peak +490% in 15d | 5d +324% / 10d +333% / 30d +374% | Crack -63% in 1d | Peak vol 4226.8x 30d avg | nominal prices (split-backed-out 0.0



NRXP — NRXP — scan 2024 (+295% 30d at peak)
Peak \$5.40 on 2025-01-14 | Base→Peak +366% in 39d | 5d +54% / 10d +258% / 30d +319% | Crack -35% in 4d | Peak vol 9.5x 30d avg



VRME — VRME — scan 2024 (+608% 30d at peak)
Peak \$4.77 on 2025-01-16 | Base→Peak +699% in 29d | 5d +184% / 10d +251% / 30d +686% | Crack -37% in 2d | Peak vol 62.2× 30d avg



PTHS — PTHS — scan 2024 (+318% 30d at peak)
Peak \$3.80 on 2025-01-21 | Base→Peak +602% in 40d | 5d +322% / 10d +375% / 30d +497% | Crack -36% in 3d | Peak vol 189.7x 30d avg | nominal prices (split-backed-out)



SPCB — SPCB — scan 2024 (+348% 30d at peak)

Peak \$14.96 on 2025-01-21 | Base→Peak +384% in 51d | 5d +85% / 10d +66% / 30d +353% | Crack -35% in 11d | Peak vol 7.9x 30d avg



USEG — USEG — scan 2024 (+120% 30d at peak)

Peak \$6.40 on 2025-01-21 | Base→Peak +385% in 52d | 5d +184% / 10d +288% / 30d +272% | Crack -50% in 1d | Peak vol 544.1x 30d avg



SGLY — SGLY — scan 2024 (+137% 30d at peak)

Peak \$5.49 on 2025-01-22 | Base→Peak +279% in 16d | 5d +125% / 10d +136% / 30d +252% | Crack -52% in 1d | Peak vol 55.1x 30d avg



NTRB — NTRB — scan 2024 (+140% 30d at peak)
Peak \$11.78 on 2025-01-23 | Base→Peak +206% in 16d | 5d +178% / 10d +165% / 30d +186% | Crack -32% in 2d | Peak vol 124.4x 30d avg



HIMX — HIMX — scan 2024 (+155% 30d at peak)
Peak \$13.91 on 2025-01-24 | Base→Peak +171% in 37d | 5d +59% / 10d +77% / 30d +103% | Crack -33% in 1d | Peak vol 25.4x 30d avg



DWTX — DWTX — scan 2024 (+535% 30d at peak)

Peak \$21.78 on 2025-01-27 | Base→Peak +1077% in 45d | 5d +1065% / 10d +823% / 30d +695% | Crack -31% in 1d | Peak vol 87.7× 30d avg



EXOD — EXOD — scan 2024 (+182% 30d at peak)
Peak \$88.98 on 2025-01-28 | Base→Peak +369% in 56d | 5d +122% / 10d +165% / 30d +213% | Crack -31% in 2d | Peak vol 683.1x 30d avg



RDW — RDW — scan 2024 (+115% 30d at peak)

Peak \$22.95 on 2025-01-29 | Base→Peak +200% in 57d | 5d +6% / 10d +67% / 30d +99% | Crack -38% in 18d | Peak vol 3.5x 30d avg

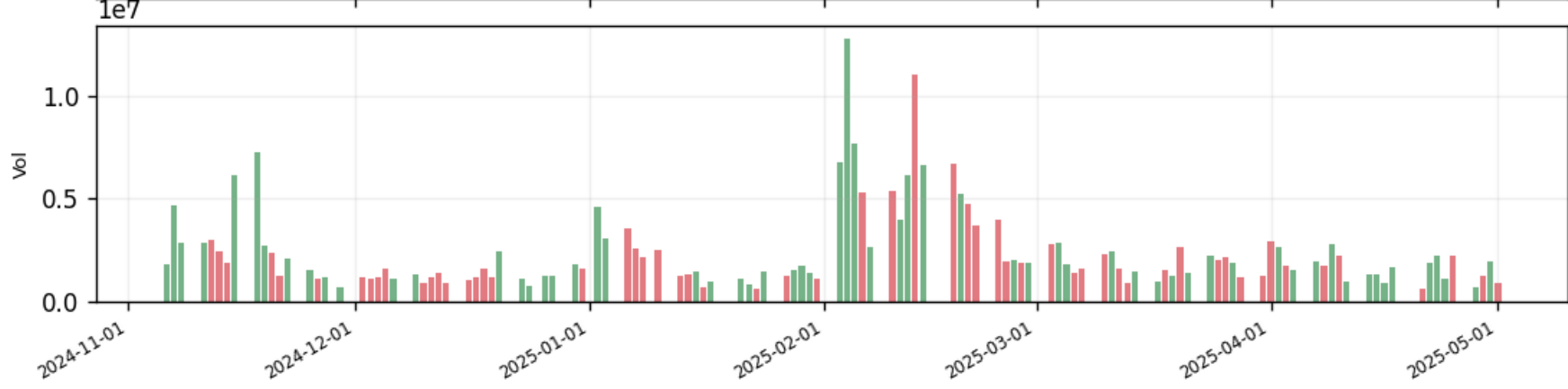
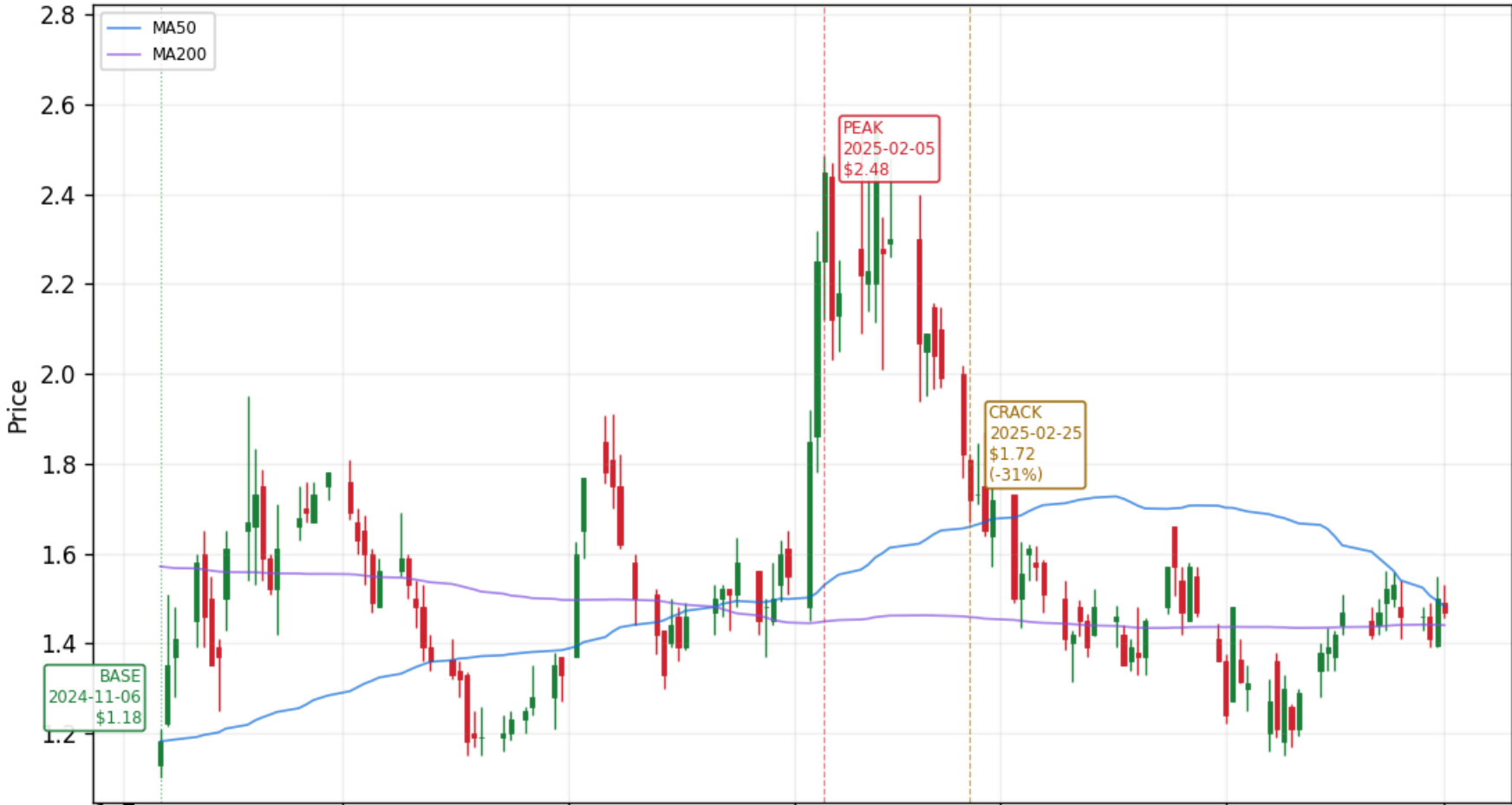


GHR\$ — GHR\$ — scan 2024 (+120% 30d at peak)
Peak \$19.19 on 2025-02-04 | Base→Peak +180% in 28d | 5d +102% / 10d +113% / 30d +159% | Crack -35% in 12d | Peak vol 34.0x 30d avg



ATAI — AITAI — scan 2024 (+106% 30d at peak)

Peak \$2.48 on 2025-02-05 | Base→Peak +111% in 60d | 5d +66% / 10d +63% / 30d +109% | Crack -31% in 13d | Peak vol 11.6x 30d avg



QNTM — QNTM — scan 2024 (+383% 30d at peak)
Peak \$18.00 on 2025-02-06 | Base→Peak +519% in 8d | 5d +496% / 10d +445% / 30d +500% | Crack -37% in 1d | Peak vol 214.5× 30d avg



OPFI — OPFI — scan 2024 (+137% 30d at peak)

Peak \$17.73 on 2025-02-07 | Base→Peak +173% in 60d | 5d +29% / 10d +40% / 30d +148% | Crack -32% in 6d | Peak vol 9.7x 30d avg



CMPX — CMPX — scan 2024 (+160% 30d at peak)
Peak \$4.07 on 2025-02-10 | Base→Peak +201% in 55d | 5d +32% / 10d +44% / 30d +171% | Crack -33% in 14d | Peak vol 3.2x 30d avg



SUUN — SUUN — scan 2024 (+213% 30d at peak)
Peak \$6.43 on 2025-02-10 | Base→Peak +228% in 27d | 5d +116% / 10d +165% / 30d +215% | Crack -38% in 6d | Peak vol 56.2× 30d avg



SOPA — SOPA — scan 2024 (+532% 30d at peak)

Peak \$6.75 on 2025-02-11 | Base→Peak +739% in 35d | 5d +218% / 10d +587% / 30d +645% | Crack -34% in 1d | Peak vol 1999.1x 30d avg



AIFF — AIFF — scan 2024 (+483% 30d at peak)

Peak \$17.20 on 2025-02-13 | Base→Peak +805% in 22d | 5d +400% / 10d +385% / 30d +549% | Crack -48% in 1d | Peak vol 172.3x 30d avg



DOMH — DOMH — scan 2024 (+1344% 30d at peak)

Peak \$13.58 on 2025-02-13 | Base→Peak +1409% in 30d | 5d +383% / 10d +279% / 30d +1409% | Crack -40% in 5d | Peak vol 683.3x 30d avg

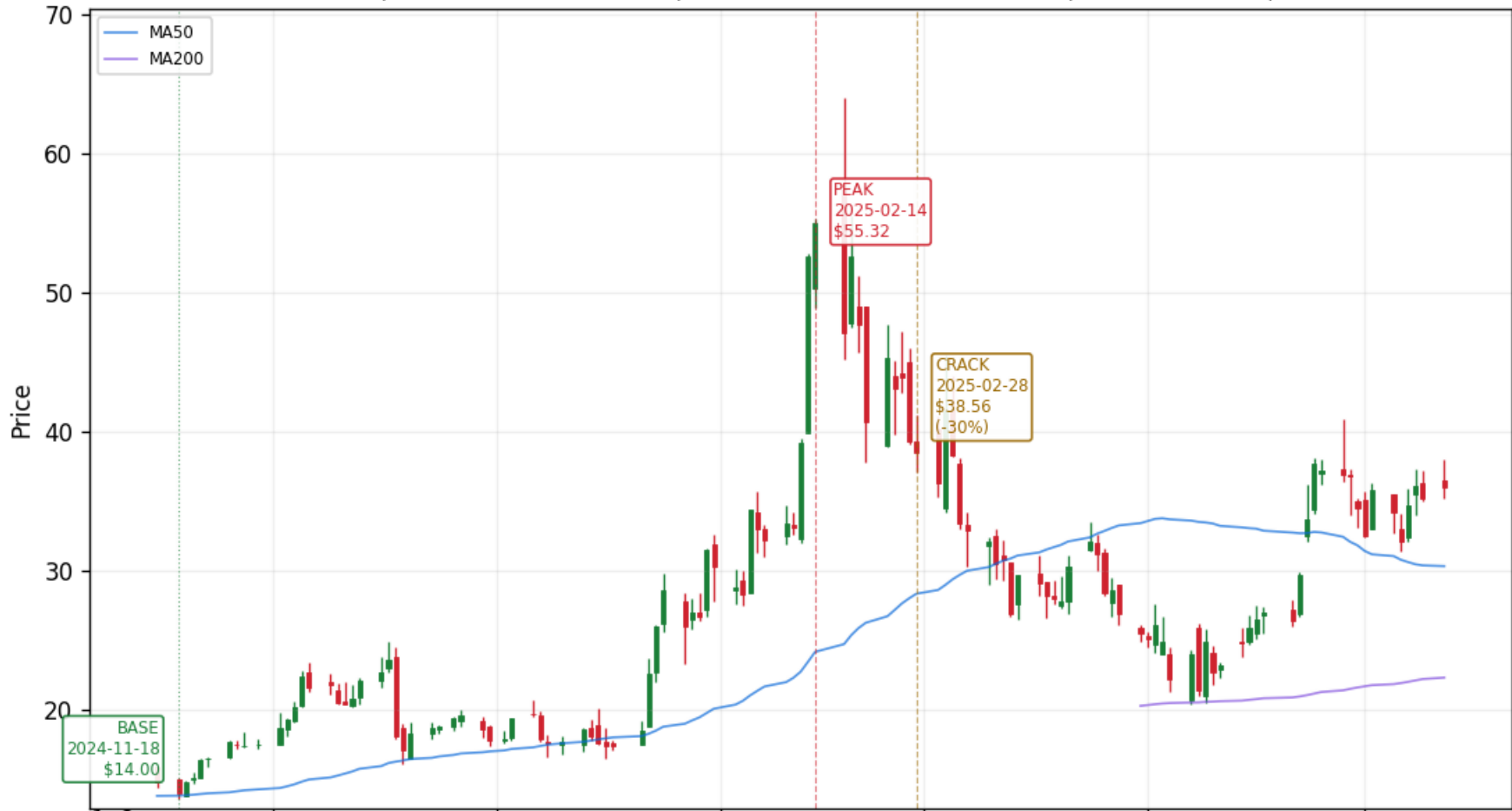


EDSA — EDSA — scan 2024 (+628% 30d at peak)
Peak \$4.49 on 2025-02-13 | Base→Peak +182% in 21d | 5d +130% / 10d +138% / 30d +149% | Crack -40% in 1d | Peak vol 4261.5x 30d avg

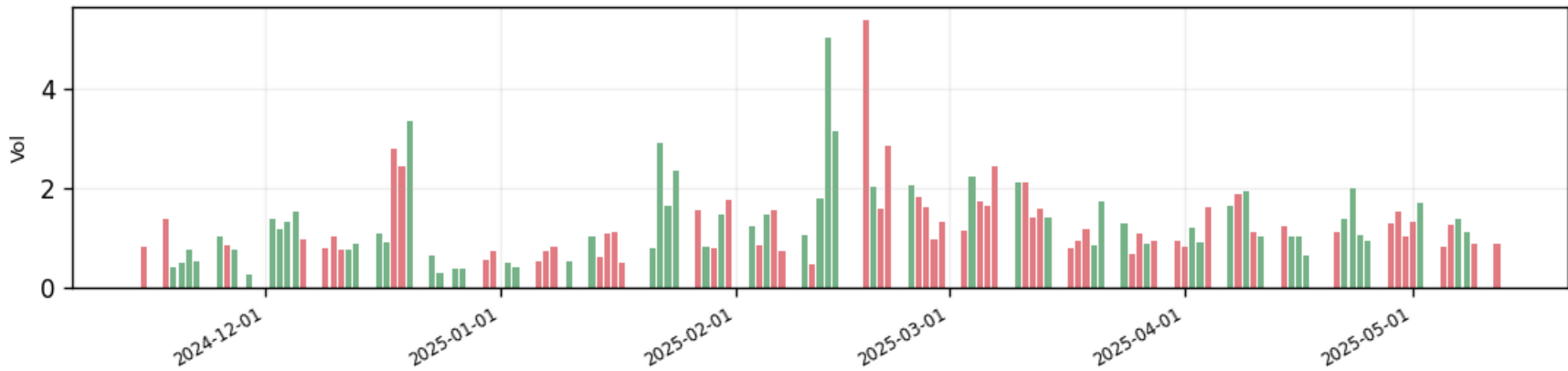


GRAL — GRAL — scan 2024 (+208% 30d at peak)

Peak \$55.32 on 2025-02-14 | Base→Peak +295% in 59d | 5d +72% / 10d +83% / 30d +210% | Crack -30% in 9d | Peak vol 5.6× 30d avg



1e6



EFOI — EFOI — scan 2024 (+231% 30d at peak)

Peak \$2.89 on 2025-02-18 | Base→Peak +143% in 31d | 5d +137% / 10d +129% / 30d +137% | Crack -31% in 3d | Peak vol 12035.4x 30d avg

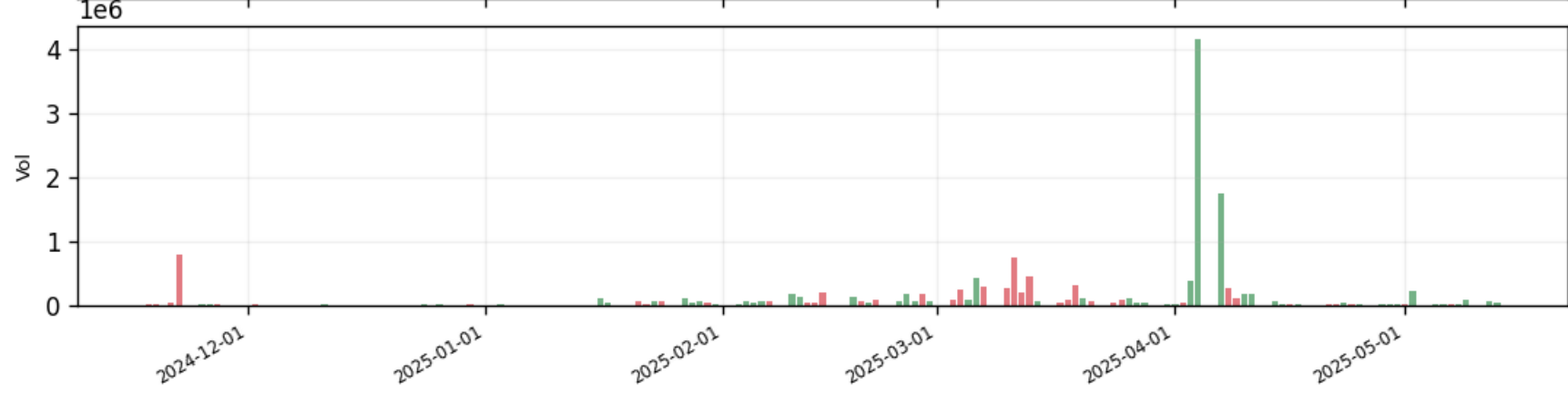


OPRT — OPRT — scan 2024 (+124% 30d at peak)
Peak \$8.92 on 2025-02-18 | Base→Peak +194% in 57d | 5d +59% / 10d +93% / 30d +129% | Crack -34% in 14d | Peak vol 17.1x 30d avg



WCT — WCT — scan 2024 (+140% 30d at peak)

Peak \$2.48 on 2025-02-18 | Base→Peak +158% in 31d | 5d +13% / 10d +23% / 30d +141% | Crack -71% in 15d | Peak vol 3.7x 30d avg | nominal prices (split-backed-out 0.0



WRD — WRD — scan 2024 (+185% 30d at peak)
Peak \$44.00 on 2025-02-18 | Base→Peak +260% in 24d | 5d +175% / 10d +207% / 30d +210% | Crack -37% in 2d | Peak vol 111.0x 30d avg



CPIX — CPIX — scan 2024 (+179% 30d at peak)

Peak \$7.19 on 2025-02-19 | Base→Peak +578% in 57d | 5d +56% / 10d +91% / 30d +213% | Crack -32% in 4d | Peak vol 23.2x 30d avg



EDIT — EDIT — scan 2024 (+139% 30d at peak)
Peak \$3.30 on 2025-02-19 | Base→Peak +189% in 24d | 5d +180% / 10d +156% / 30d +146% | Crack -38% in 1d | Peak vol 16.3x 30d avg



HIMS — HIMS — scan 2024 (+158% 30d at peak)

Peak \$72.98 on 2025-02-19 | Base→Peak +235% in 59d | 5d +67% / 10d +74% / 30d +174% | Crack -32% in 2d | Peak vol 3.4x 30d avg

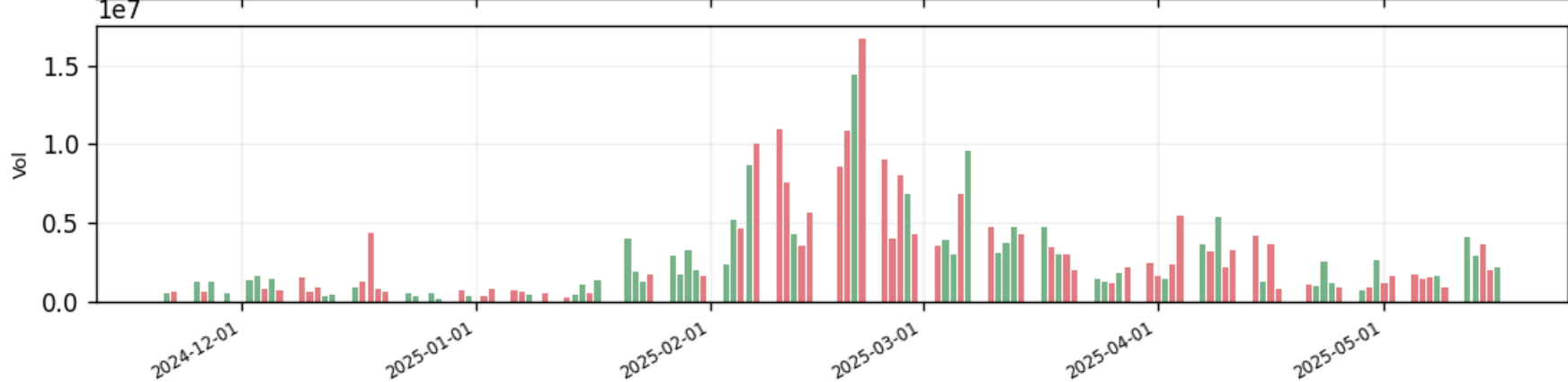
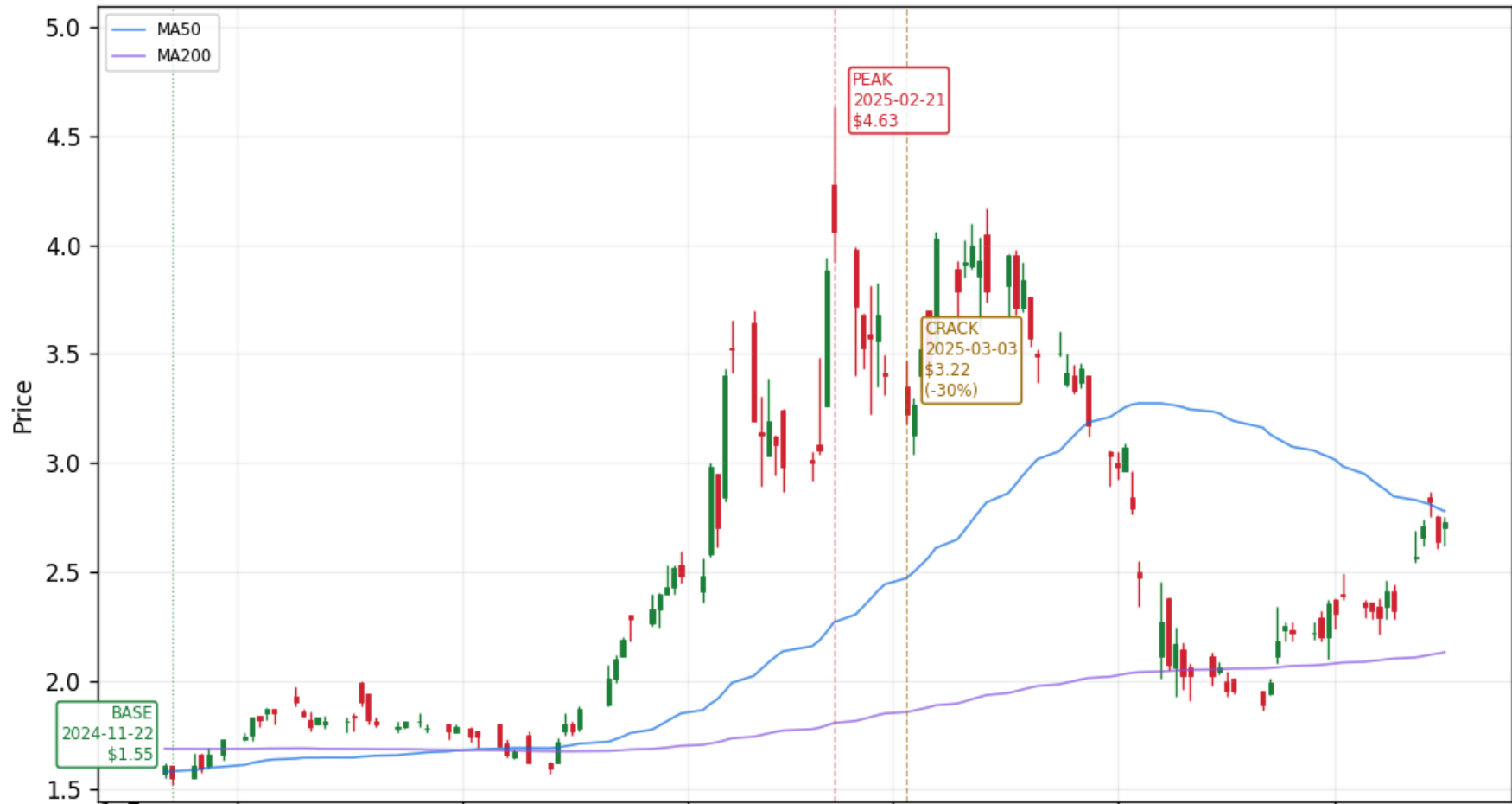


VNET — VNET — scan 2024 (+183% 30d at peak)
Peak \$16.13 on 2025-02-20 | Base→Peak +353% in 39d | 5d +43% / 10d +90% / 30d +211% | Crack -38% in 7d | Peak vol 12.0x 30d avg

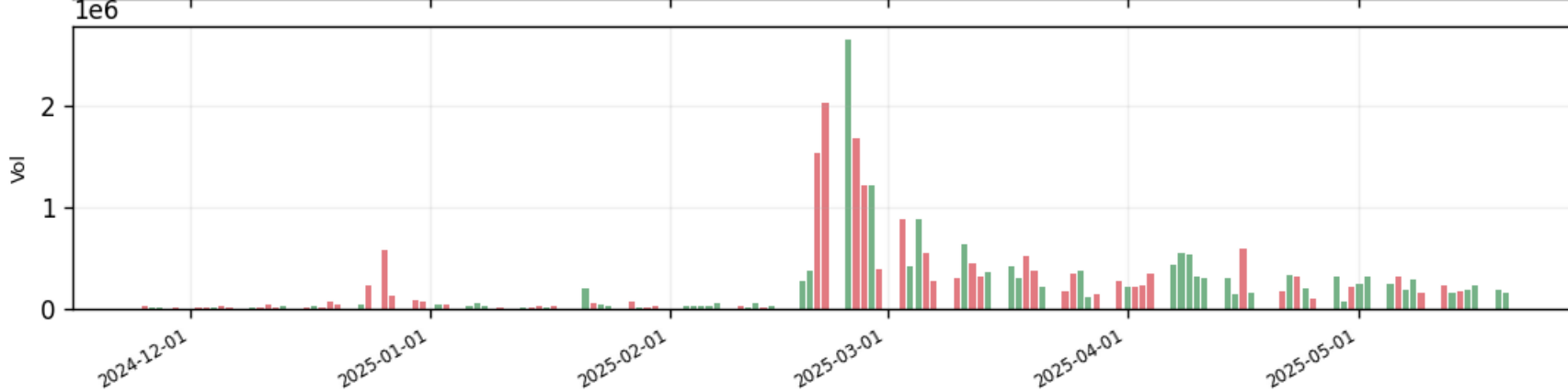
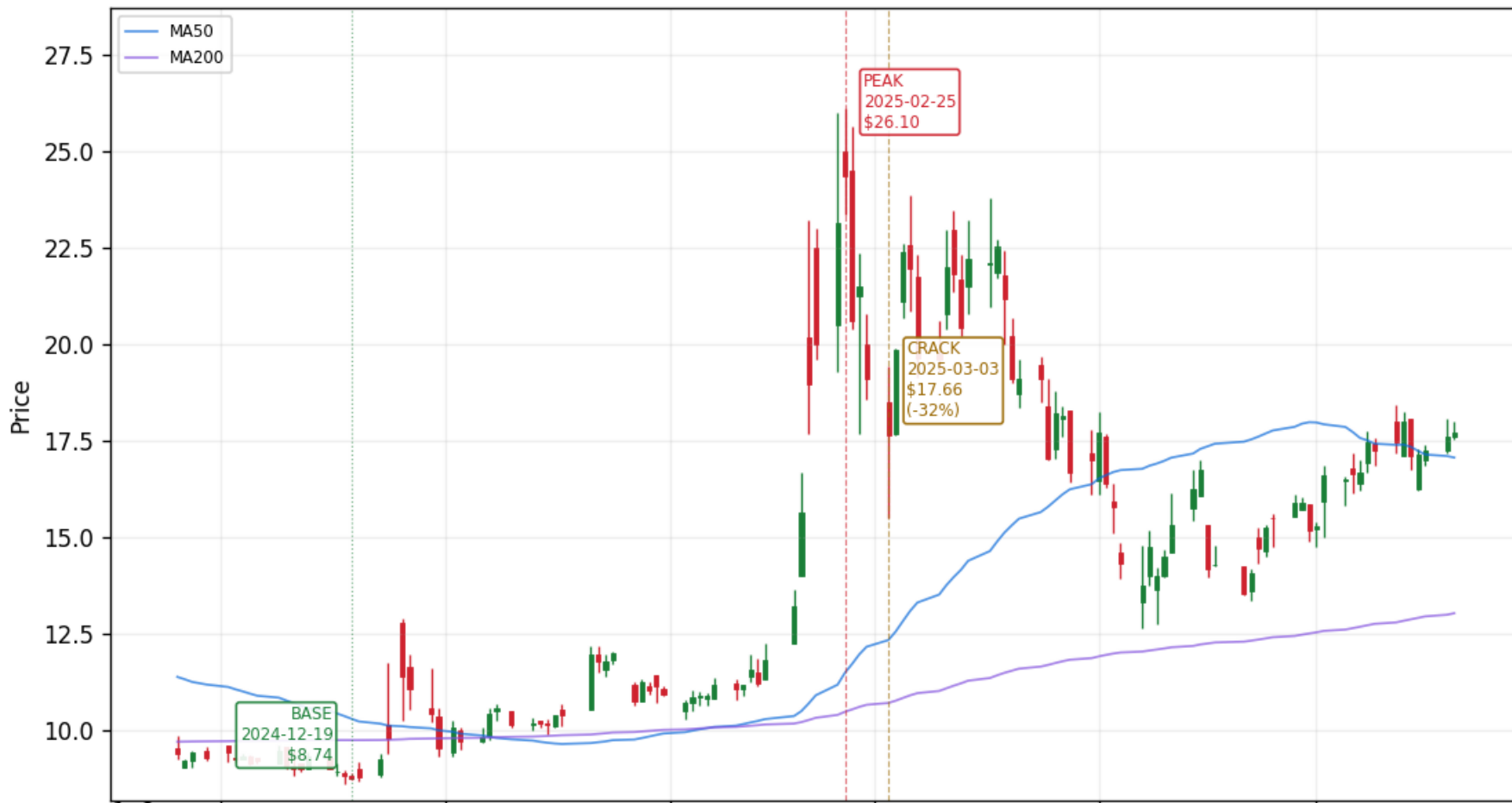


TUYA — TUYA — scan 2024 (+145% 30d at peak)

Peak \$4.63 on 2025-02-21 | Base→Peak +199% in 59d | 5d +50% / 10d +36% / 30d +179% | Crack -30% in 6d | Peak vol 24.3x 30d avg



CYD — CYD — scan 2024 (+140% 30d at peak)
Peak \$26.10 on 2025-02-25 | Base→Peak +199% in 43d | 5d +97% / 10d +136% / 30d +158% | Crack -32% in 4d | Peak vol 88.0x 30d avg



JVA — JVA — scan 2024 (+152% 30d at peak)
Peak \$9.93 on 2025-03-07 | Base→Peak +190% in 44d | 5d +69% / 10d +71% / 30d +161% | Crack -34% in 1d | Peak vol 6.9x 30d avg



SPHL — SPHL — scan 2024 (+328% 30d at peak)

Peak \$6.50 on 2025-03-11 | Base→Peak +278% in 21d | 5d +66% / 10d +126% / 30d +183% | Crack -81% in 1d | Peak vol 6.1x 30d avg | nominal prices (split-backed-out 0.12)



XNET — XNET — scan 2024 (+109% 30d at peak)
Peak \$5.52 on 2025-03-11 | Base→Peak +183% in 51d | 5d +46% / 10d +99% / 30d +119% | Crack -38% in 18d | Peak vol 18.1x 30d avg



GV — GV — scan 2024 (+336% 30d at peak)
Peak \$6.34 on 2025-03-18 | Base→Peak +392% in 10d | 5d +28% / 10d +392% / 30d +341% | Crack -50% in 5d | Peak vol 4.3× 30d avg



CRVO — CRVO — scan 2024 (+541% 30d at peak)
Peak \$16.94 on 2025-03-21 | Base→Peak +730% in 47d | 5d +163% / 10d +667% / 30d +660% | Crack -37% in 1d | Peak vol 9.3x 30d avg



NIU — NIU — scan 2024 (+121% 30d at peak)

Peak \$4.90 on 2025-03-27 | Base→Peak +187% in 52d | 5d +29% / 10d +91% / 30d +123% | Crack -35% in 6d | Peak vol 9.9x 30d avg



VIVO — VIVO — scan 2024 (+396% 30d at peak)
Peak \$6.66 on 2025-03-27 | Base→Peak +928% in 12d | 5d +685% / 10d +926% / 30d +648% | Crack -41% in 1d | Peak vol 235.2× 30d avg



GDHG — GDHG — scan 2024 (+313% 30d at peak)
Peak \$4.80 on 2025-03-28 | Base→Peak +500% in 18d | 5d +242% / 10d +321% / 30d +317% | Crack -89% in 2d | Peak vol 14.4x 30d avg | nominal prices (split-backed-out 0.00)



MLGO — MLGO — scan 2024 (+1825% 30d at peak)
k \$30.10 on 2025-03-31 | Base→Peak +2517% in 27d | 5d +115% / 10d +658% / 30d +2289% | Crack -40% in 2d | Peak vol 11.8x 30d avg | nominal prices (split-backed-out 0



MMA — MMA — scan 2024 (+104% 30d at peak)
Peak \$2.88 on 2025-04-11 | Base→Peak +372% in 26d | 5d +239% / 10d +250% / 30d +287% | Crack -60% in 1d | Peak vol 716.3× 30d avg



BULL — BULL — scan 2024 (+439% 30d at peak)
Peak \$79.56 on 2025-04-14 | Base→Peak +616% in 5d | 5d +616% / 10d +552% / 30d +581% | Crack -49% in 1d | Peak vol 510.8× 30d avg



GELS — GELS — scan 2024 (+120% 30d at peak)

Peak \$4.11 on 2025-04-22 | Base→Peak +401% in 6d | 5d +342% / 10d +337% / 30d +204% | Crack -35% in 1d | Peak vol 2522.0x 30d avg



RAY — RAY — scan 2024 (+229% 30d at peak)
Peak \$2.96 on 2025-04-22 | Base→Peak +241% in 31d | 5d +17% / 10d +66% / 30d +240% | Crack -46% in 8d | Peak vol 157.7x 30d avg | nominal prices (split-backed-out 0.00)



UPXI — UPXI — scan 2024 (+536% 30d at peak)

Peak \$22.57 on 2025-04-25 | Base→Peak +1017% in 14d | 5d +883% / 10d +869% / 30d +825% | Crack -43% in 1d | Peak vol 170.6× 30d avg



INEO — INEO — scan 2024 (+127% 30d at peak)

Peak \$1.44 on 2025-04-30 | Base→Peak +137% in 31d | 5d +41% / 10d +33% / 30d +129% | Crack -31% in 11d | Peak vol 6.8x 30d avg



XXI — XXI — scan 2024 (+381% 30d at peak)

Peak \$59.75 on 2025-05-01 | Base→Peak +481% in 43d | 5d +141% / 10d +464% / 30d +475% | Crack -43% in 2d | Peak vol 1242.9× 30d avg



NTCL — NTCL — scan 2024 (+323% 30d at peak)
Peak \$49.06 on 2025-05-06 | Base→Peak +623% in 25d | 5d +242% / 10d +331% / 30d +517% | Crack -34% in 1d | Peak vol 33.9x 30d avg



VEEE — VEEE — scan 2024 (+110% 30d at peak)
Peak \$9.30 on 2025-05-08 | Base→Peak +335% in 13d | 5d +251% / 10d +280% / 30d +162% | Crack -63% in 1d | Peak vol 1059.5x 30d avg | nominal prices (split-backed-out 0



WBUY — WBUY — scan 2024 (+192% 30d at peak)

Peak \$28.85 on 2025-05-09 | Base→Peak +1342% in 20d | 5d +713% / 10d +618% / 30d +472% | Crack -69% in 1d | Peak vol 12749.4x 30d avg



GPUS — GPUS — scan 2024 (+224% 30d at peak)
Peak \$7.43 on 2025-05-13 | Base→Peak +442% in 9d | 5d +58% / 10d +423% / 30d +233% | Crack -31% in 4d | Peak vol 12.7x 30d avg



SEPN — SEPN — scan 2024 (+102% 30d at peak)
Peak \$11.36 on 2025-05-14 | Base→Peak +126% in 30d | 5d +61% / 10d +63% / 30d +126% | Crack -22% in 6d | Peak vol 47.2× 30d avg



DFDV — DFDV — scan 2024 (+3164% 30d at peak)
Peak \$156.99 on 2025-05-16 | Base→Peak +3988% in 55d | 5d +109% / 10d +98% / 30d +3164% | Crack -36% in 13d | Peak vol 30.8× 30d avg | nominal prices (split-backed-o



AREN — AREN — scan 2024 (+414% 30d at peak)
Peak \$10.03 on 2025-05-19 | Base→Peak +649% in 60d | 5d +41% / 10d +93% / 30d +428% | Crack -33% in 4d | Peak vol 24.0x 30d avg



CHAI — CHAI — scan 2024 (+409% 30d at peak)
Peak \$8.44 on 2025-05-20 | Base→Peak +761% in 8d | 5d +647% / 10d +719% / 30d +424% | Crack -38% in 1d | Peak vol 383.3x 30d avg | nominal prices (split-backed-out 0.



NRXS — NRXS — scan 2024 (+135% 30d at peak)
Peak \$6.20 on 2025-05-20 | Base→Peak +287% in 22d | 5d +170% / 10d +183% / 30d +264% | Crack -48% in 1d | Peak vol 2955.9x 30d avg



EDBL — EDBL — scan 2024 (+138% 30d at peak)
Peak \$6.29 on 2025-05-21 | Base→Peak +238% in 24d | 5d +173% / 10d +172% / 30d +200% | Crack -38% in 1d | Peak vol 1278.9× 30d avg | nominal prices (split-backed-out)



AGAE — AGAE — scan 2024 (+253% 30d at peak)
Peak \$3.79 on 2025-05-28 | Base→Peak +331% in 32d | 5d +87% / 10d +138% / 30d +291% | Crack -32% in 3d | Peak vol 240.9× 30d avg



OST — OST — scan 2024 (+580% 30d at peak)

Peak \$5.46 on 2025-05-28 | Base→Peak +583% in 30d | 5d +14% / 10d +25% / 30d +583% | Crack -90% in 20d | Peak vol 71.0x 30d avg | nominal prices (split-backed-out 0.0



IMCC — IMCC — scan 2024 (+316% 30d at peak)

Peak \$6.74 on 2025-05-30 | Base→Peak +415% in 37d | 5d +283% / 10d +315% / 30d +352% | Crack -48% in 1d | Peak vol 143.7x 30d avg



PONY — PONY — scan 2024 (+311% 30d at peak)
Peak \$19.80 on 2025-05-30 | Base→Peak +376% in 27d | 5d +4% / 10d +22% / 30d +322% | Crack -30% in 2d | Peak vol 12.1 × 30d avg



KIDZ — KIDZ — scan 2025 (+404% 30d at peak)

Peak \$6.18 on 2025-06-03 | Base→Peak +472% in 30d | 5d +105% / 10d +105% / 30d +472% | Crack -40% in 2d | Peak vol 9.4x 30d avg | nominal prices (split-backed-out 0.0



1e6



WOK — WOK — scan 2024 (+484% 30d at peak)

Peak \$0.87 on 2025-06-03 | Base→Peak +135% in 35d | 5d +9% / 10d +74% / 30d +129% | Crack -87% in 78d | Peak vol 0.7x 30d avg | nominal prices (split-backed-out 0.000)



FMST — FMST — scan 2024 (+688% 30d at peak)
Peak \$5.74 on 2025-06-05 | Base→Peak +794% in 38d | 5d +74% / 10d +146% / 30d +734% | Crack -42% in 3d | Peak vol 51.4x 30d avg



RRGB — RRGB — scan 2024 (+159% 30d at peak)
Peak \$7.05 on 2025-06-06 | Base→Peak +175% in 30d | 5d +38% / 10d +130% / 30d +175% | Crack -31% in 5d | Peak vol 4.9x 30d avg



GUTS — GUTS — scan 2024 (+129% 30d at peak)

Peak \$3.03 on 2025-06-09 | Base→Peak +220% in 40d | 5d +59% / 10d +68% / 30d +140% | Crack -32% in 4d | Peak vol 8.6x 30d avg



HKPD — HKPD — scan 2025 (+122% 30d at peak)

Peak \$2.30 on 2025-06-09 | Base→Peak +161% in 22d | 5d +24% / 10d +107% / 30d +133% | Crack -34% in 4d | Peak vol 21.0x 30d avg



NBP — NBP — scan 2024 (+234% 30d at peak)
Peak \$3.08 on 2025-06-09 | Base→Peak +396% in 43d | 5d +140% / 10d +211% / 30d +267% | Crack -34% in 12d | Peak vol 9.1× 30d avg



TRNR — Interactive Strength

Peak \$1.26 on 2025-06-11 | Base→Peak +119% in 25d | 5d +37% / 10d +58% / 30d +85% | Crack -36% in 1d | Peak vol 19.4x 30d avg | nominal prices (split-backed-out 0.0)



XTIA — XTIA — scan 2024 (+311% 30d at peak)

Peak \$7.43 on 2025-06-11 | Base→Peak +614% in 49d | 5d +289% / 10d +281% / 30d +504% | Crack -32% in 1d | Peak vol 183.8x 30d avg



Peak \$20.57 on 2025-06-13 | Base→Peak +764% in 26d | 5d +648% / 10d +651% / 30d +685% | Crack -73% in 1d | Peak vol 1676.5× 30d avg | nominal prices (split-backed-out)

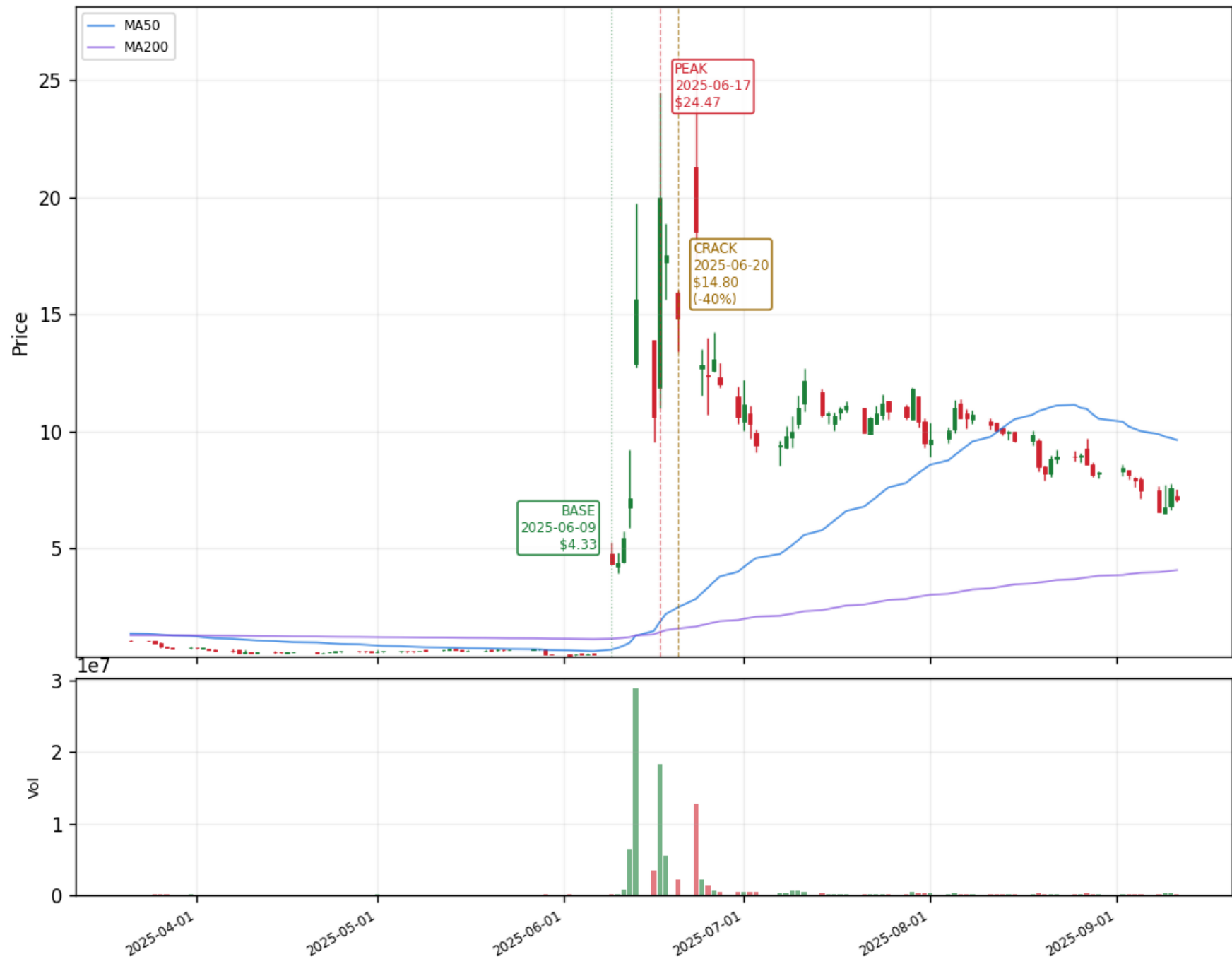


DWSN — DWSN — scan 2024 (+127% 30d at peak)

Peak \$5.54 on 2025-06-16 | Base→Peak +390% in 27d | 5d +310% / 10d +326% / 30d +333% | Crack -58% in 1d | Peak vol 6885.3x 30d avg



AGIG — AGIG — scan 2024 (+228% 30d at peak)
Peak \$24.47 on 2025-06-17 | Base→Peak +465% in 6d | 5d +457% / 10d +410% / 30d +301% | Crack -40% in 2d | Peak vol 567.6× 30d avg



MXC — MXC — scan 2024 (+117% 30d at peak)
Peak \$16.00 on 2025-06-17 | Base→Peak +150% in 28d | 5d +137% / 10d +131% / 30d +144% | Crack -39% in 4d | Peak vol 66.4x 30d avg



Peak \$2.95 on 2025-06-17 | Base→Peak +350% in 47d | 5d +305% / 10d +293% / 30d +321% | Crack -51% in 2d | Peak vol 528.1x 30d avg | nominal prices (split-backed-out 0.

SVRN — SVRN — scan 2024 (+314% 30d at peak)



EZRA — EZRA — scan 2024 (+152% 30d at peak)
Peak \$3.55 on 2025-06-18 | Base→Peak +256% in 41d | 5d +175% / 10d +163% / 30d +206% | Crack -30% in 1d | Peak vol 1401.4x 30d avg



GALT — GALT — scan 2024 (+142% 30d at peak)

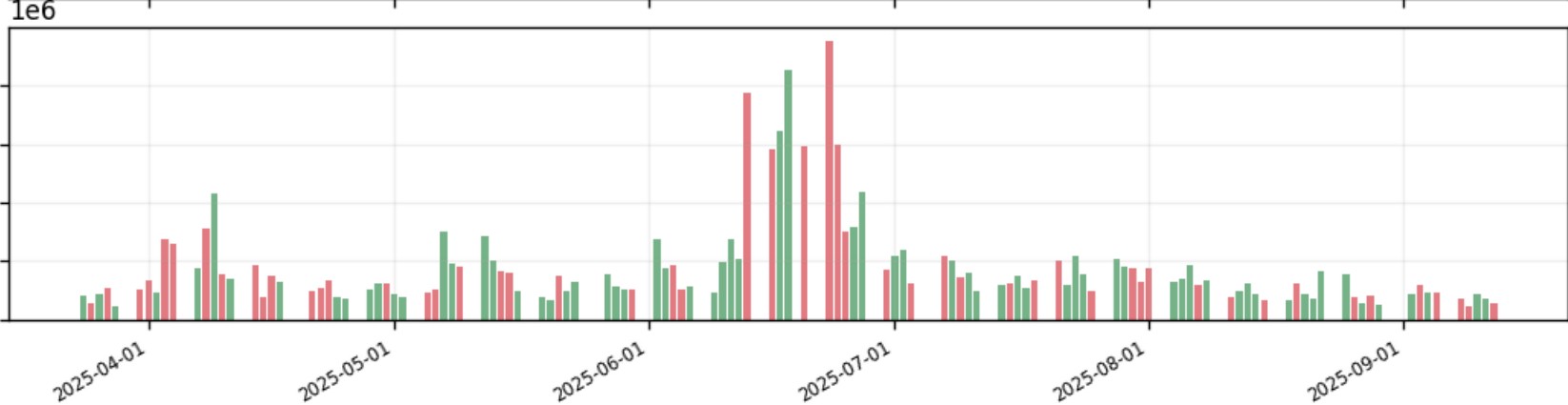
Peak \$3.30 on 2025-06-18 | Base→Peak +170% in 55d | 5d +150% / 10d +158% / 30d +143% | Crack -36% in 7d | Peak vol 19.7x 30d avg



NWGL — NWGL — scan 2024 (+286% 30d at peak)
Peak \$6.61 on 2025-06-18 | Base→Peak +444% in 50d | 5d +308% / 10d +341% / 30d +353% | Crack -74% in 1d | Peak vol 57.7x 30d avg



WTI — WTI — scan 2024 (+103% 30d at peak)
Peak \$2.49 on 2025-06-18 | Base→Peak +124% in 43d | 5d +33% / 10d +56% / 30d +115% | Crack -34% in 4d | Peak vol 5.9x 30d avg



GEOS — GEOS — scan 2024 (+179% 30d at peak)
Peak \$18.50 on 2025-06-23 | Base→Peak +228% in 16d | 5d +169% / 10d +178% / 30d +178% | Crack -31% in 11d | Peak vol 63.4x 30d avg



LIMN — LIMN — scan 2025 (+258% 30d at peak)
Peak \$27.00 on 2025-06-24 | Base→Peak +492% in 18d | 5d +123% / 10d +4% / 30d +262% | Crack -39% in 2d | Peak vol 12.7x 30d avg



Peak \$6.69 on 2025-06-24 | Base→Peak +1187% in 46d | 5d +65% / 10d +152% / 30d +870% | Crack -40% in 10d | Peak vol 5.7x 30d avg | nominal prices (split-backed-out 0.1



YAAS — YAAS — scan 2024 (+226% 30d at peak)
Peak \$6.74 on 2025-06-24 | Base→Peak +319% in 31d | 5d +125% / 10d +145% / 30d +294% | Crack -45% in 2d | Peak vol 573.4x 30d avg | nominal prices (split-backed-out 0.0



CYN — Cygn

Peak \$5.80 on 2022-04-29 | Base→Peak +437% in 9d | 5d +116% / 10d +404% / 30d +330% | Crack -32% in 2d | Peak vol 174.5x 30d avg | nominal prices (split-backed-out 6.67)



ONEG — ONEG — scan 2024 (+481% 30d at peak)
Peak \$10.80 on 2025-06-30 | Base→Peak +597% in 57d | 5d +99% / 10d +182% / 30d +233% | Crack -31% in 1d | Peak vol 46.3x 30d avg



NCPL — NCPL — scan 2024 (+328% 30d at peak)

Peak \$8.74 on 2025-07-01 | Base→Peak +423% in 57d | 5d +114% / 10d +141% / 30d +333% | Crack -46% in 8d | Peak vol 7.9x 30d avg



RCT — RCT — scan 2025 (+167% 30d at peak)
Peak \$5.36 on 2025-07-01 | Base→Peak +325% in 57d | 5d +291% / 10d +231% / 30d +233% | Crack -47% in 1d | Peak vol 65.8× 30d avg



HYPD — HYPD — scan 2024 (+1300% 30d at peak)
Peak \$17.18 on 2025-07-02 | Base→Peak +1767% in 58d | 5d +80% / 10d +146% / 30d +1420% | Crack -34% in 2d | Peak vol 12.3x 30d avg



GAME — GAME — scan 2024 (+173% 30d at peak)
Peak \$2.87 on 2025-07-09 | Base→Peak +397% in 59d | 5d +237% / 10d +282% / 30d +262% | Crack -35% in 1d | Peak vol 369.8x 30d avg



NDRA — NDRA — scan 2024 (+184% 30d at peak)
Peak \$9.50 on 2025-07-09 | Base→Peak +208% in 53d | 5d +178% / 10d +175% / 30d +205% | Crack -32% in 8d | Peak vol 13.9x 30d avg



PAYS — PAYS — scan 2024 (+151% 30d at peak)

Peak \$8.57 on 2025-07-09 | Base→Peak +331% in 60d | 5d +16% / 10d +34% / 30d +154% | Crack -39% in 20d | Peak vol 4.1x 30d avg



YOOV — YOOV — scan 2025 (+371% 30d at peak)
Peak \$31.06 on 2025-07-09 | Base→Peak +676% in 54d | 5d +151% / 10d +254% / 30d +419% | Crack -82% in 1d | Peak vol nan× 30d avg



ARTL — ARTL — scan 2024 (+390% 30d at peak)
Peak \$28.60 on 2025-07-10 | Base→Peak +480% in 60d | 5d +159% / 10d +367% / 30d +391% | Crack -35% in 2d | Peak vol 195.3x 30d avg | nominal prices (split-backed-out 0



PROK — PROK — scan 2024 (+610% 30d at peak)
Peak \$5.95 on 2025-07-10 | Base→Peak +953% in 6d | 5d +928% / 10d +672% / 30d +715% | Crack -38% in 2d | Peak vol 59.3x 30d avg



SLAI — SLAI — scan 2024 (+206% 30d at peak)

Peak \$8.07 on 2025-07-10 | Base→Peak +530% in 56d | 5d +260% / 10d +306% / 30d +296% | Crack -51% in 1d | Peak vol 7049.5x 30d avg



FTFT — FTFT — scan 2024 (+179% 30d at peak)
Peak \$4.03 on 2025-07-11 | Base→Peak +291% in 14d | 5d +212% / 10d +273% / 30d +186% | Crack -35% in 1d | Peak vol 784.1x 30d avg | nominal prices (split-backed-out 0



INKT — INKT — scan 2024 (+831% 30d at peak)

Peak \$76.00 on 2025-07-11 | Base→Peak +1003% in 30d | 5d +951% / 10d +920% / 30d +1003% | Crack -47% in 1d | Peak vol 11147.0x 30d avg



NEGG — NEGG — scan 2024 (+711% 30d at peak)
Peak \$56.00 on 2025-07-11 | Base→Peak +1500% in 46d | 5d +238% / 10d +313% / 30d +823% | Crack -35% in 1d | Peak vol 84.9x 30d avg



SRFM — SRFM — scan 2024 (+249% 30d at peak)
Peak \$9.91 on 2025-07-11 | Base→Peak +419% in 13d | 5d +142% / 10d +191% / 30d +260% | Crack -32% in 1d | Peak vol 38.8× 30d avg



TAOX — TAOX — scan 2024 (+316% 30d at peak)

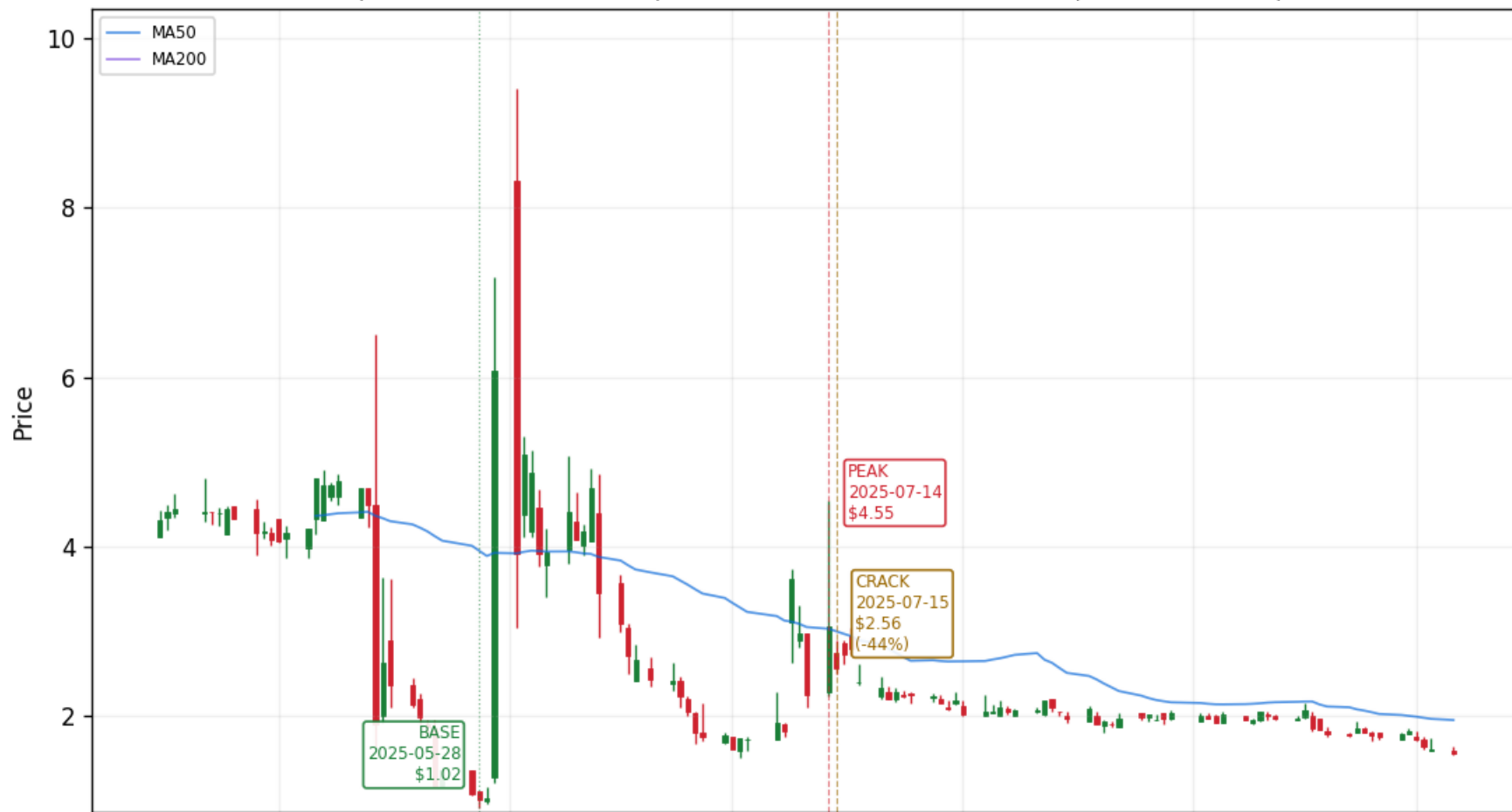
Peak \$9.00 on 2025-07-11 | Base→Peak +339% in 56d | 5d +6% / 10d +84% / 30d +317% | Crack -33% in 15d | Peak vol 96.1x 30d avg



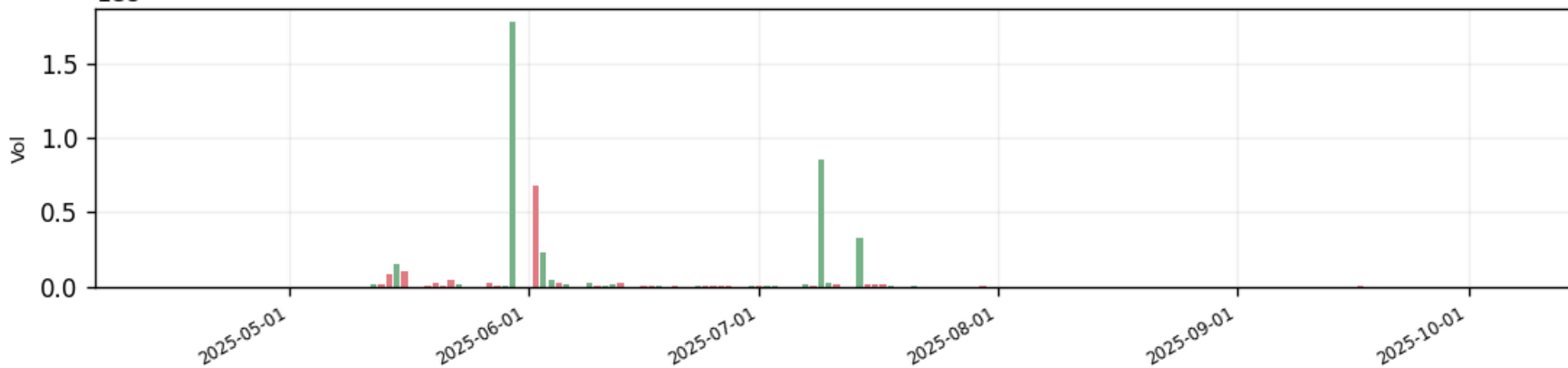
WKHS — WKHS — scan 2024 (+329% 30d at peak)
Peak \$5.61 on 2025-07-11 | Base→Peak +570% in 34d | 5d +287% / 10d +375% / 30d +445% | Crack -50% in 1d | Peak vol 74.2x 30d avg | nominal prices (split-backed-out 0.0



BMGL — BMGL — scan 2025 (+194% 30d at peak)
Peak \$4.55 on 2025-07-14 | Base→Peak +346% in 31d | 5d +137% / 10d +160% / 30d +338% | Crack -44% in 1d | Peak vol 18.8x 30d avg



1e8



MCRB — MCRB — scan 2024 (+109% 30d at peak)
Peak \$15.98 on 2025-07-14 | Base→Peak +136% in 40d | 5d +47% / 10d +76% / 30d +125% | Crack -30% in 6d | Peak vol 6.1x 30d avg



SQFT — SQFT — scan 2024 (+131% 30d at peak)

Peak \$23.00 on 2025-07-14 | Base→Peak +430% in 16d | 5d +363% / 10d +370% / 30d +290% | Crack -61% in 1d | Peak vol 13179.2x 30d avg



SQNS — SQNS — scan 2024 (+201% 30d at peak)
Peak \$5.83 on 2025-07-14 | Base→Peak +355% in 10d | 5d +308% / 10d +355% / 30d +226% | Crack -34% in 2d | Peak vol 19.0x 30d avg | nominal prices (split-backed-out 0



IBG — IBG — scan 2024 (+125% 30d at peak)
Peak \$1.46 on 2025-07-15 | Base→Peak +174% in 6d | 5d +169% / 10d +156% / 30d +128% | Crack -40% in 2d | Peak vol 216.6× 30d avg | nominal prices (split-backed-out 0.



METC — METC — scan 2024 (+157% 30d at peak)
Peak \$24.75 on 2025-07-16 | Base→Peak +180% in 36d | 5d +95% / 10d +148% / 30d +180% | Crack -33% in 12d | Peak vol 12.0x 30d avg



YHC — YHC — scan 2024 (+745% 30d at peak)
Peak \$11.14 on 2025-07-16 | Base→Peak +821% in 21d | 5d +477% / 10d +457% / 30d +777% | Crack -41% in 1d | Peak vol 18.3× 30d avg



BKSY — BKSY — scan 2024 (+150% 30d at peak)

Peak \$28.85 on 2025-07-17 | Base→Peak +335% in 60d | 5d +23% / 10d +42% / 30d +155% | Crack -30% in 3d | Peak vol 3.4x 30d avg



DPRO — DPRO — scan 2024 (+284% 30d at peak)
Peak \$7.30 on 2025-07-17 | Base→Peak +330% in 38d | 5d +88% / 10d +140% / 30d +289% | Crack -37% in 8d | Peak vol 155.3x 30d avg



EMPD — EMPD — scan 2024 (+325% 30d at peak)

Peak \$44.09 on 2025-07-17 | Base→Peak +872% in 32d | 5d +462% / 10d +531% / 30d +767% | Crack -61% in 1d | Peak vol 1152.6× 30d avg



AMPX — AMPX — scan 2024 (+219% 30d at peak)

Peak \$8.99 on 2025-07-18 | Base→Peak +316% in 54d | 5d +40% / 10d +92% / 30d +228% | Crack -33% in 10d | Peak vol 5.4x 30d avg



QS — QS — scan 2024 (+244% 30d at peak)
Peak \$15.03 on 2025-07-18 | Base→Peak +288% in 60d | 5d +63% / 10d +114% / 30d +254% | Crack -38% in 7d | Peak vol 16.5× 30d avg



ABCL — ABCL — scan 2024 (+117% 30d at peak)

Peak \$5.82 on 2025-07-21 | Base→Peak +195% in 38d | 5d +37% / 10d +44% / 30d +146% | Crack -30% in 30d | Peak vol 4.2x 30d avg



LMFA — LMFA — scan 2024 (+158% 30d at peak)

Peak \$4.98 on 2025-07-21 | Base→Peak +274% in 60d | 5d +115% / 10d +112% / 30d +171% | Crack -38% in 3d | Peak vol 861.9× 30d avg

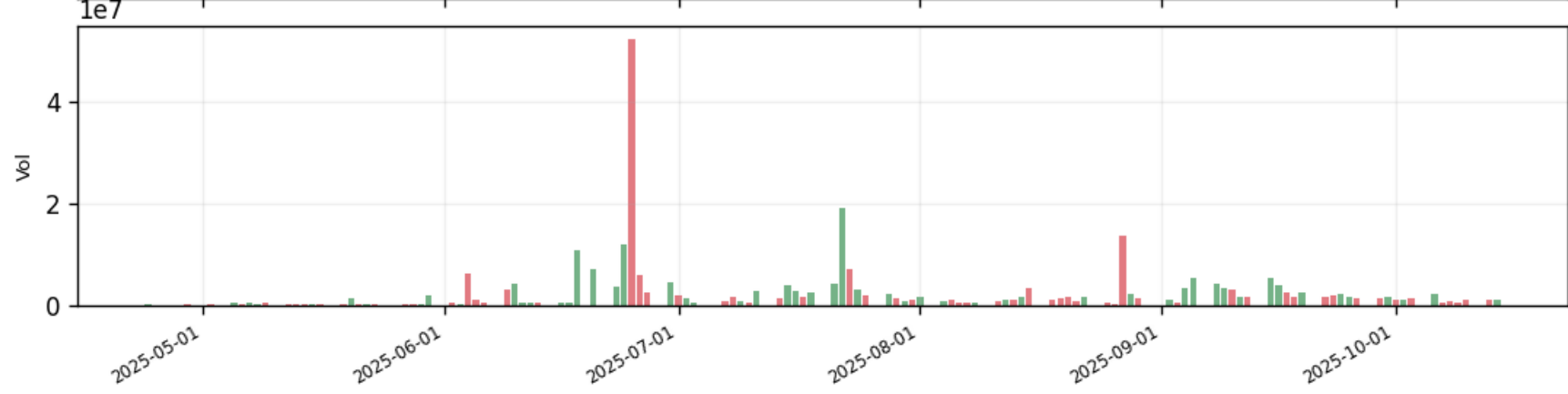


SY — SY — scan 2024 (+534% 30d at peak)
Peak \$6.28 on 2025-07-21 | Base→Peak +685% in 54d | 5d +48% / 10d +46% / 30d +595% | Crack -31% in 9d | Peak vol 12.0x 30d avg



BLNE — BLNE — scan 2024 (+235% 30d at peak)

Peak \$2.75 on 2025-07-22 | Base→Peak +324% in 25d | 5d +99% / 10d +122% / 30d +255% | Crack -30% in 7d | Peak vol 22.7x 30d avg



LITS — LITS — scan 2024 (+215% 30d at peak)

Peak \$7.47 on 2025-07-22 | Base→Peak +275% in 58d | 5d +143% / 10d +187% / 30d +243% | Crack -32% in 5d | Peak vol 199.8x 30d avg

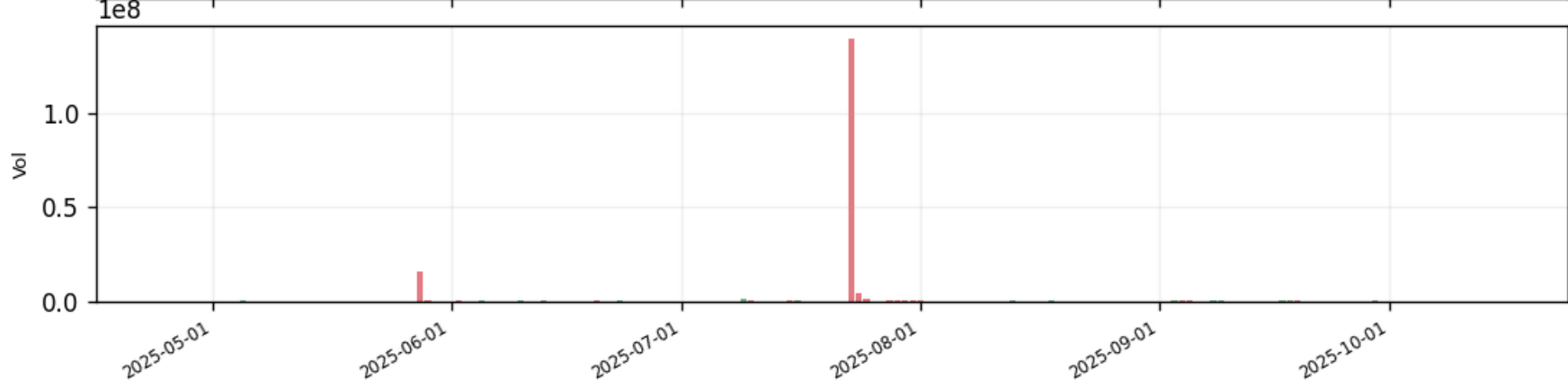


LWLG — LWLG — scan 2024 (+248% 30d at peak)

Peak \$2.73 on 2025-07-22 | Base→Peak +225% in 52d | 5d +91% / 10d +120% / 30d +148% | Crack -30% in 8d | Peak vol 9.2x 30d avg



AMOD — AMOD — scan 2024 (+106% 30d at peak)
Peak \$2.60 on 2025-07-23 | Base→Peak +150% in 22d | 5d +108% / 10d +106% / 30d +113% | Crack -46% in 1d | Peak vol 208.8x 30d avg



BNR — BNR — scan 2024 (+186% 30d at peak)
Peak \$9.48 on 2025-07-23 | Base→Peak +309% in 52d | 5d +106% / 10d +145% / 30d +214% | Crack -39% in 4d | Peak vol 19.3x 30d avg

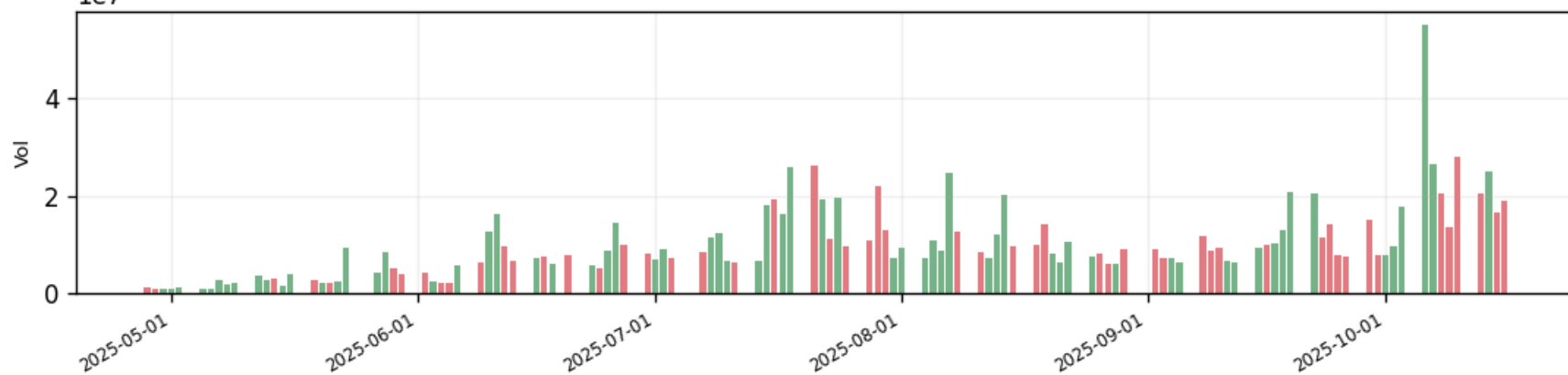


BGMS — BGMS — scan 2024 (+308% 30d at peak)
Peak \$19.87 on 2025-07-24 | Base→Peak +500% in 8d | 5d +141% / 10d +373% / 30d +373% | Crack -33% in 3d | Peak vol 15.7x 30d avg



SLDP — SLDP — scan 2024 (+164% 30d at peak)

Peak \$4.77 on 2025-07-24 | Base→Peak +338% in 58d | 5d +48% / 10d +83% / 30d +193% | Crack -32% in 3d | Peak vol 11.1x 30d avg



NMRA — NMRA — scan 2024 (+159% 30d at peak)
Peak \$2.85 on 2025-07-25 | Base→Peak +363% in 49d | 5d +54% / 10d +121% / 30d +209% | Crack -31% in 4d | Peak vol 4.3x 30d avg



ZOOZ — ZOOZ — scan 2024 (+248% 30d at peak)
Peak \$4.38 on 2025-07-25 | Base→Peak +500% in 23d | 5d +234% / 10d +298% / 30d +313% | Crack -56% in 2d | Peak vol 73.4x 30d avg



BNC — BNC — scan 2024 (+476% 30d at peak)

Peak \$82.88 on 2025-07-28 | Base→Peak +1224% in 56d | 5d +885% / 10d +777% / 30d +729% | Crack -51% in 1d | Peak vol 1775.1x 30d avg



MPU — MPU — scan 2024 (+394% 30d at peak)
Peak \$4.44 on 2025-07-29 | Base→Peak +469% in 57d | 5d +82% / 10d +120% / 30d +455% | Crack -49% in 12d | Peak vol 77.8x 30d avg



SCLX — SCLX — scan 2024 (+248% 30d at peak)

Peak \$17.76 on 2025-07-29 | Base→Peak +343% in 54d | 5d +101% / 10d +164% / 30d +268% | Crack -29% in 2d | Peak vol 3.8x 30d avg



SUIG — SUIG — scan 2024 (+312% 30d at peak)
Peak \$7.25 on 2025-07-29 | Base→Peak +367% in 56d | 5d +314% / 10d +287% / 30d +288% | Crack -32% in 3d | Peak vol 219.8x 30d avg



FGNX — FGNX — scan 2024 (+125% 30d at peak)
Peak \$39.75 on 2025-08-01 | Base→Peak +152% in 48d | 5d +96% / 10d +116% / 30d +133% | Crack -53% in 5d | Peak vol 1056.5x 30d avg | nominal prices (split-backed-out)



PDC — PDC — scan 2024 (+421% 30d at peak)
Peak \$10.50 on 2025-08-05 | Base→Peak +487% in 25d | 5d +240% / 10d +340% / 30d +456% | Crack -62% in 1d | Peak vol 13.9× 30d avg



BTAI — BTAI — scan 2024 (+276% 30d at peak)

Peak \$8.08 on 2025-08-12 | Base→Peak +585% in 50d | 5d +172% / 10d +408% / 30d +346% | Crack -31% in 1d | Peak vol 123.0x 30d avg



FRMM — FRMM — scan 2024 (+1102% 30d at peak)
Peak \$17.46 on 2025-08-13 | Base→Peak +2088% in 26d | 5d +388% / 10d +397% / 30d +1862% | Crack -56% in 1d | Peak vol 1941.2x 30d avg | nominal prices (split-backed-out)



TRIB — TRIB — scan 2024 (+181% 30d at peak)
Peak \$3.44 on 2025-08-14 | Base→Peak +525% in 37d | 5d +287% / 10d +399% / 30d +406% | Crack -53% in 1d | Peak vol 3923.6x 30d avg



RIGL — RIGL — scan 2024 (+120% 30d at peak)
Peak \$41.25 on 2025-08-18 | Base→Peak +124% in 29d | 5d +23% / 10d +82% / 30d +119% | Crack -30% in 27d | Peak vol 5.7× 30d avg



SNGX — SNGX — scan 2024 (+343% 30d at peak)
Peak \$6.23 on 2025-08-18 | Base→Peak +456% in 30d | 5d +155% / 10d +100% / 30d +456% | Crack -41% in 1d | Peak vol 104.7× 30d avg



OPEN — OPEN — scan 2024 (+543% 30d at peak)
Peak \$5.08 on 2025-08-22 | Base→Peak +892% in 41d | 5d +60% / 10d +161% / 30d +552% | Crack -22% in 3d | Peak vol 7.8x 30d avg

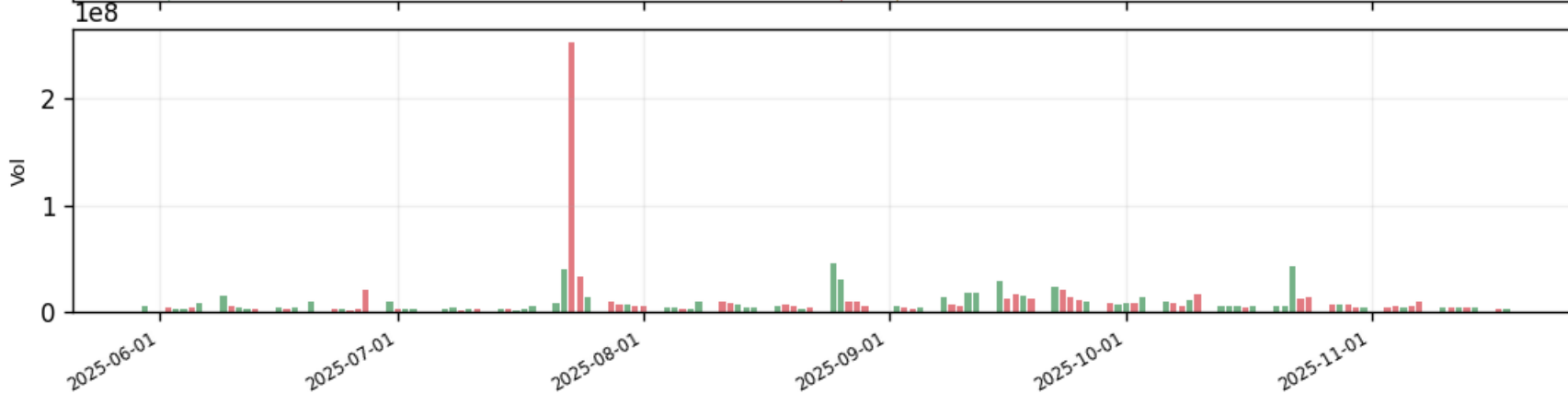
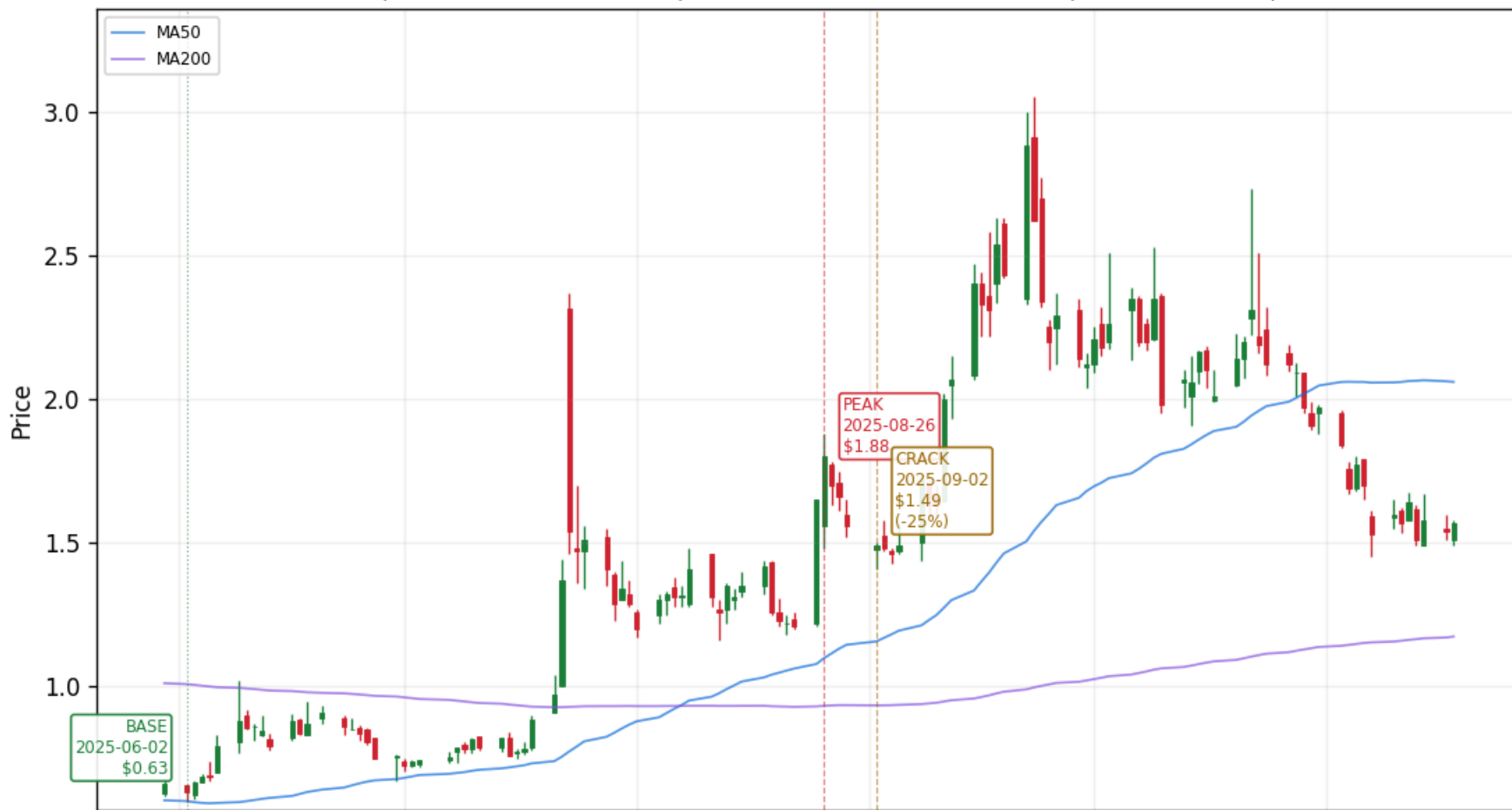


CNTN — CNTN — scan 2024 (+356% 30d at peak)
Peak \$9.08 on 2025-08-25 | Base→Peak +676% in 4d | 5d +598% / 10d +657% / 30d +437% | Crack -33% in 1d | Peak vol 829.5× 30d avg



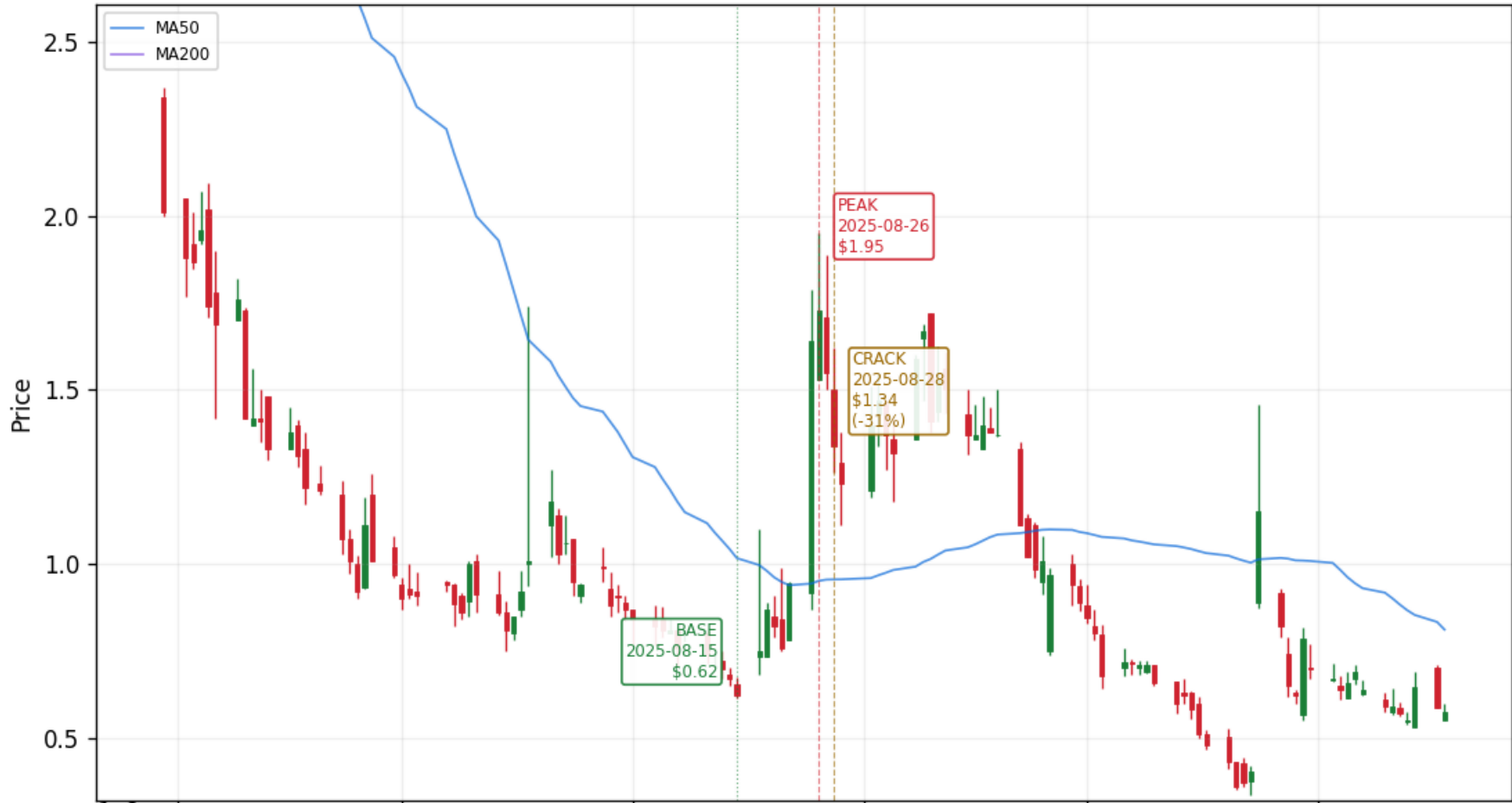
GPRO — GPRO — scan 2024 (+154% 30d at peak)

Peak \$1.88 on 2025-08-26 | Base→Peak +197% in 59d | 5d +49% / 10d +49% / 30d +147% | Crack -25% in 4d | Peak vol 9.4x 30d avg



WGRX — WGRX — scan 2025 (+114% 30d at peak)

Peak \$1.95 on 2025-08-26 | Base→Peak +214% in 7d | 5d +124% / 10d +176% / 30d +141% | Crack -31% in 2d | Peak vol 3.0x 30d avg



STSS — STSS — scan 2024 (+176% 30d at peak)

Peak \$17.55 on 2025-08-28 | Base→Peak +369% in 60d | 5d +177% / 10d +243% / 30d +202% | Crack -33% in 2d | Peak vol 6.5× 30d avg



BTBD — BTBD — scan 2024 (+140% 30d at peak)

Peak \$4.50 on 2025-09-03 | Base→Peak +278% in 37d | 5d +154% / 10d +192% / 30d +257% | Crack -36% in 1d | Peak vol 33155.9× 30d avg



IPDN — IPDN — scan 2024 (+210% 30d at peak)
Peak \$12.39 on 2025-09-03 | Base→Peak +825% in 49d | 5d +526% / 10d +468% / 30d +326% | Crack -35% in 1d | Peak vol 982.2x 30d avg



PGEN — PGEN — scan 2024 (+213% 30d at peak)

Peak \$5.23 on 2025-09-03 | Base→Peak +268% in 53d | 5d +23% / 10d +62% / 30d +244% | Crack -31% in 8d | Peak vol 5.4x 30d avg



HWH — HWH — scan 2024 (+366% 30d at peak)
Peak \$7.16 on 2025-09-04 | Base→Peak +502% in 52d | 5d +408% / 10d +408% / 30d +438% | Crack -33% in 2d | Peak vol 23.2× 30d avg



SDEV — SDEV — scan 2024 (+1938% 30d at peak)
Peak \$4.44 on 2025-09-04 | Base→Peak +679% in 52d | 5d +186% / 10d +331% / 30d +573% | Crack -39% in 2d | Peak vol 453.4x 30d avg | nominal prices (split-backed-out)



SOGP — SOGP — scan 2024 (+522% 30d at peak)
Peak \$36.74 on 2025-09-04 | Base→Peak +2168% in 56d | 5d +867% / 10d +935% / 30d +537% | Crack -36% in 2d | Peak vol 6.6× 30d avg



INHD — INHD — scan 2024 (+580% 30d at peak)
Peak \$11.69 on 2025-09-05 | Base→Peak +899% in 57d | 5d +133% / 10d +828% / 30d +723% | Crack -34% in 1d | Peak vol 5.9x 30d avg | nominal prices (split-backed-out 0.00)



UUU — UUU — scan 2024 (+163% 30d at peak)

Peak \$8.27 on 2025-09-05 | Base→Peak +188% in 48d | 5d +140% / 10d +153% / 30d +171% | Crack -38% in 2d | Peak vol 16.4x 30d avg



CELC — CELC — scan 2024 (+354% 30d at peak)

Peak \$62.92 on 2025-09-08 | Base→Peak +449% in 53d | 5d +23% / 10d +20% / 30d +357% | Crack -29% in 18d | Peak vol 9.9× 30d avg

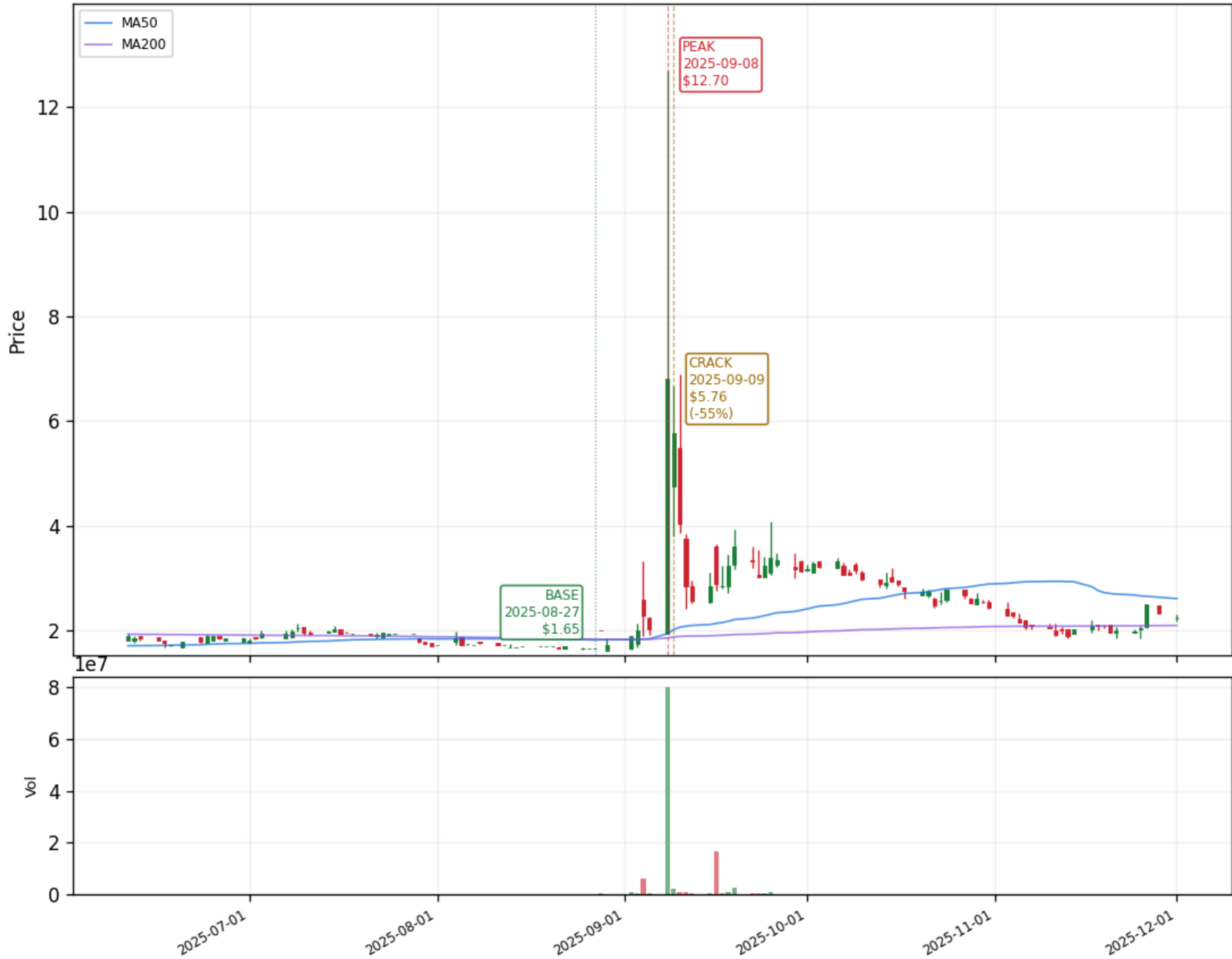


RAPP — RAPP — scan 2024 (+104% 30d at peak)
Peak \$42.27 on 2025-09-08 | Base→Peak +289% in 53d | 5d +140% / 10d +186% / 30d +163% | Crack -34% in 1d | Peak vol 71.1x 30d avg



SNTG — SNTG — scan 2024 (+252% 30d at peak)

Peak \$12.70 on 2025-09-08 | Base→Peak +670% in 7d | 5d +643% / 10d +651% / 30d +556% | Crack -55% in 1d | Peak vol 24860.4x 30d avg



ORBS — ORBS — scan 2024 (+2107% 30d at peak)

Peak \$49.47 on 2025-09-09 | Base→Peak +4523% in 54d | 5d +3288% / 10d +3092% / 30d +2618% | Crack -51% in 1d | Peak vol 601.8x 30d avg

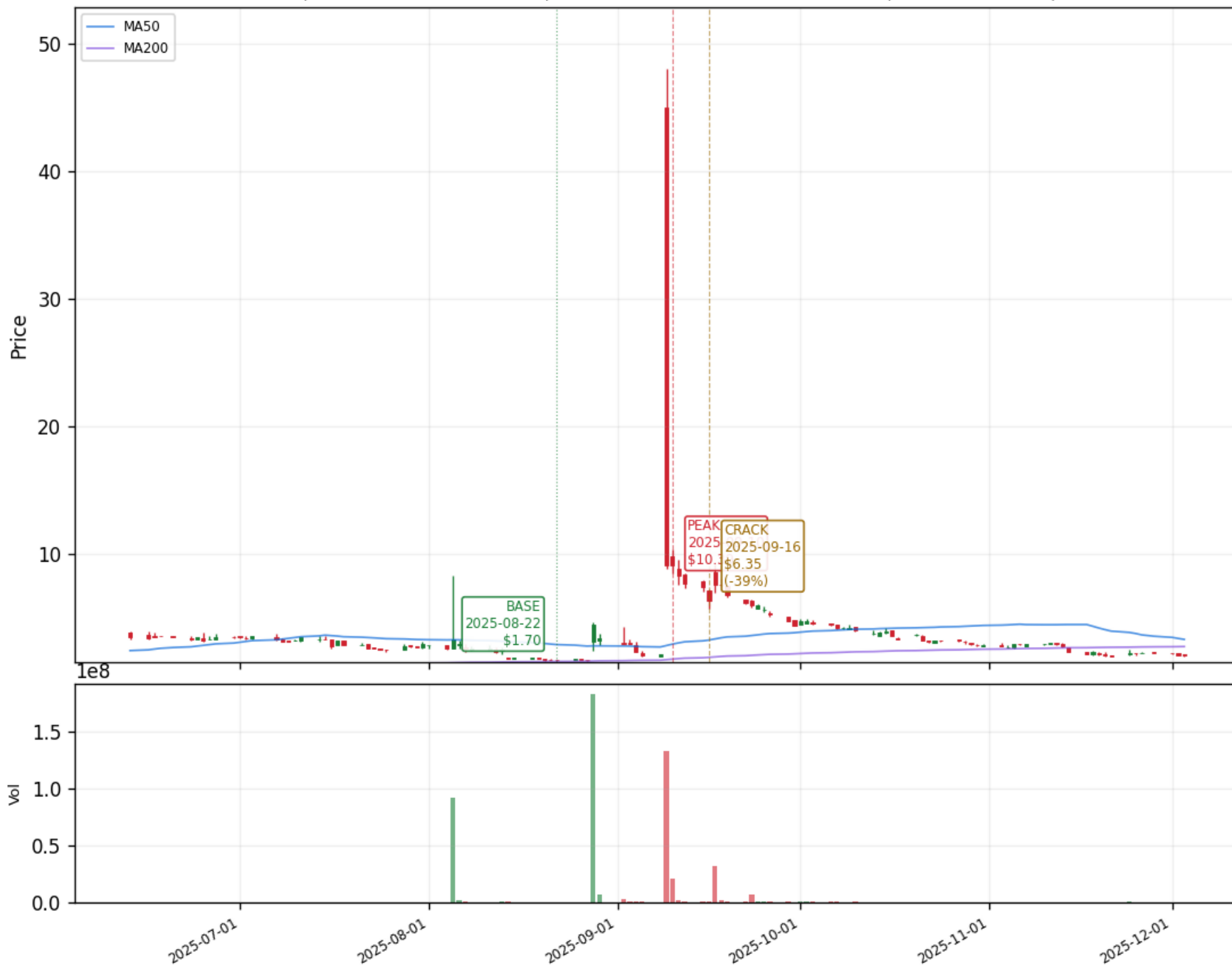


QMMM — QMMM — scan 2024 (+8784% 30d at peak)

Peak \$303.00 on 2025-09-09 | Base→Peak +32203% in 58d | 5d +4547% / 10d +6501% / 30d +12904% | Crack -64% in 1d | Peak vol 8.1× 30d avg



CWD — CWD — scan 2024 (+224% 30d at peak)
Peak \$10.39 on 2025-09-10 | Base→Peak +511% in 12d | 5d +247% / 10d +504% / 30d +267% | Crack -39% in 4d | Peak vol 6.5× 30d avg



JBDI — JBDI — scan 2024 (+139% 30d at peak)
Peak \$3.00 on 2025-09-10 | Base→Peak +227% in 27d | 5d +197% / 10d +197% / 30d +203% | Crack -37% in 1d | Peak vol 1640.8x 30d avg

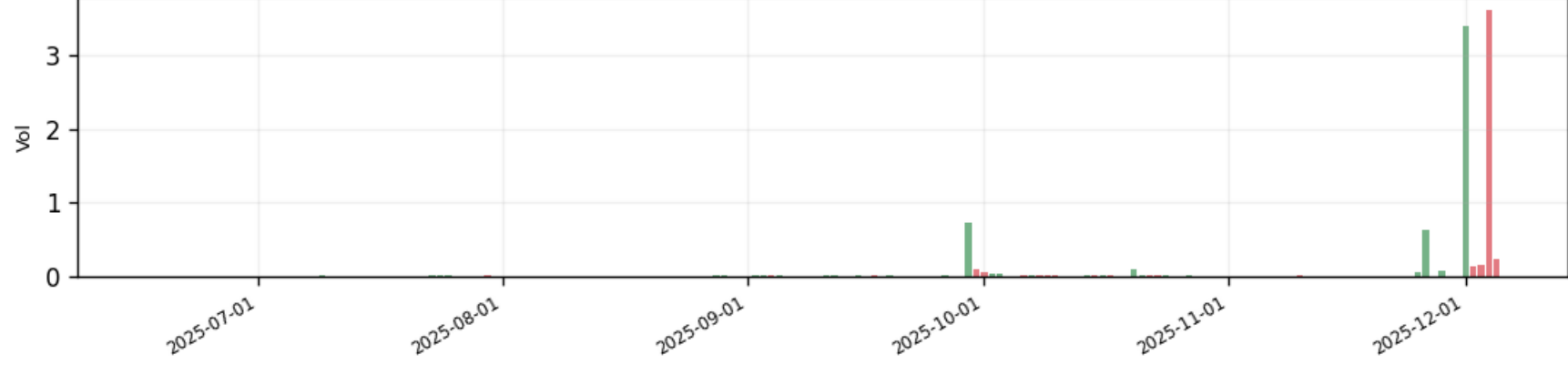


KALA — KALA — scan 2024 (+175% 30d at peak)

Peak \$18.89 on 2025-09-12 | Base→Peak +372% in 56d | 5d +30% / 10d +78% / 30d +179% | Crack -89% in 11d | Peak vol 13.3x 30d avg | nominal prices (split-backed-out 0.



1e6



Peak \$11.40 on 2025-09-12 | Base→Peak +1018% in 3d | 5d +965% / 10d +956% / 30d +608% | Crack -42% in 1d | Peak vol 59.2x 30d avg | nominal prices (split-backed-out 0.

WLDS — WLDS — scan 2024 (+485% 30d at peak)



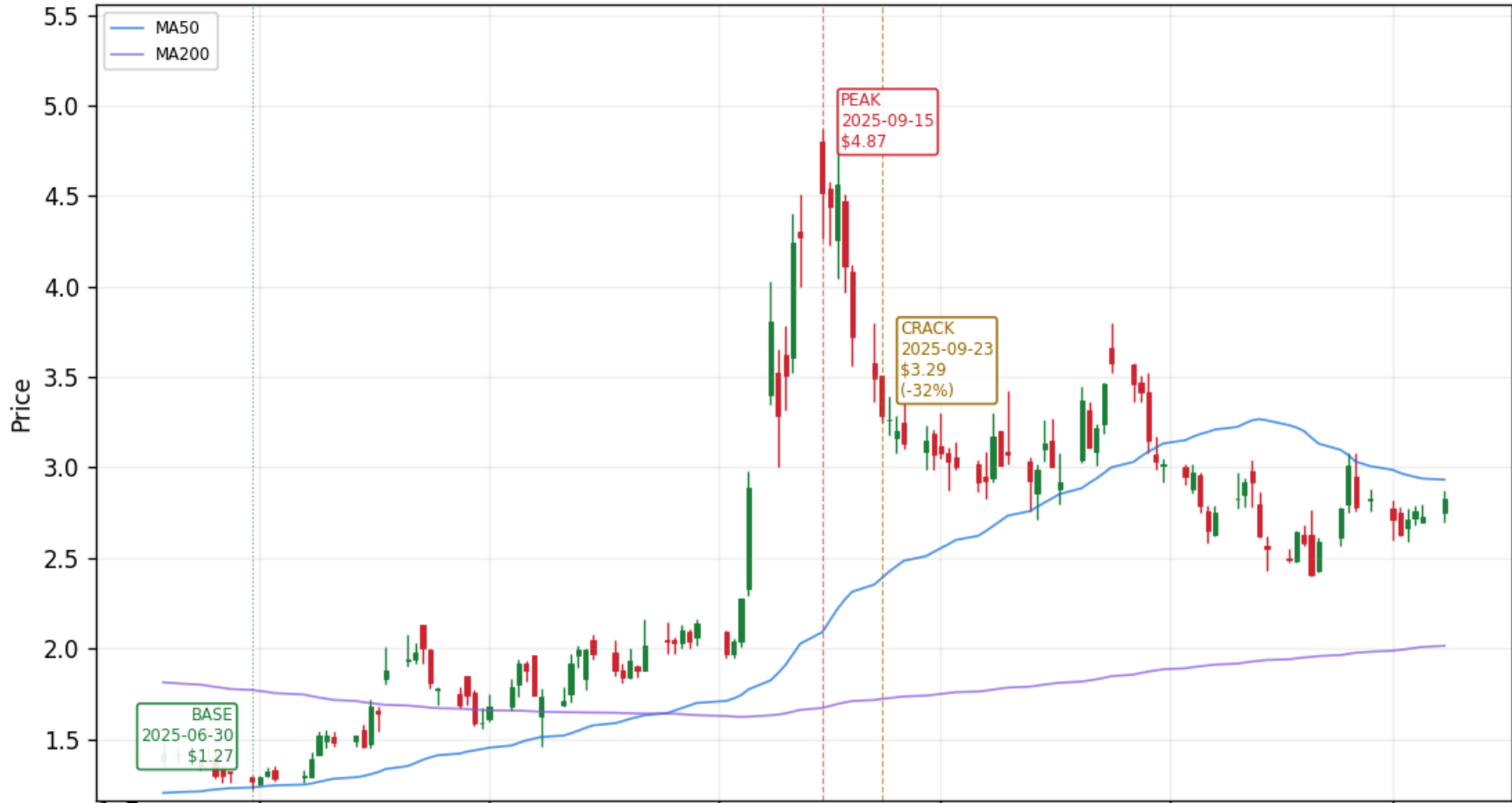
FWDI — FWDI — scan 2024 (+221% 30d at peak)

Peak \$39.60 on 2025-09-15 | Base→Peak +578% in 53d | 5d +53% / 10d +160% / 30d +226% | Crack -33% in 10d | Peak vol 50.6x 30d avg

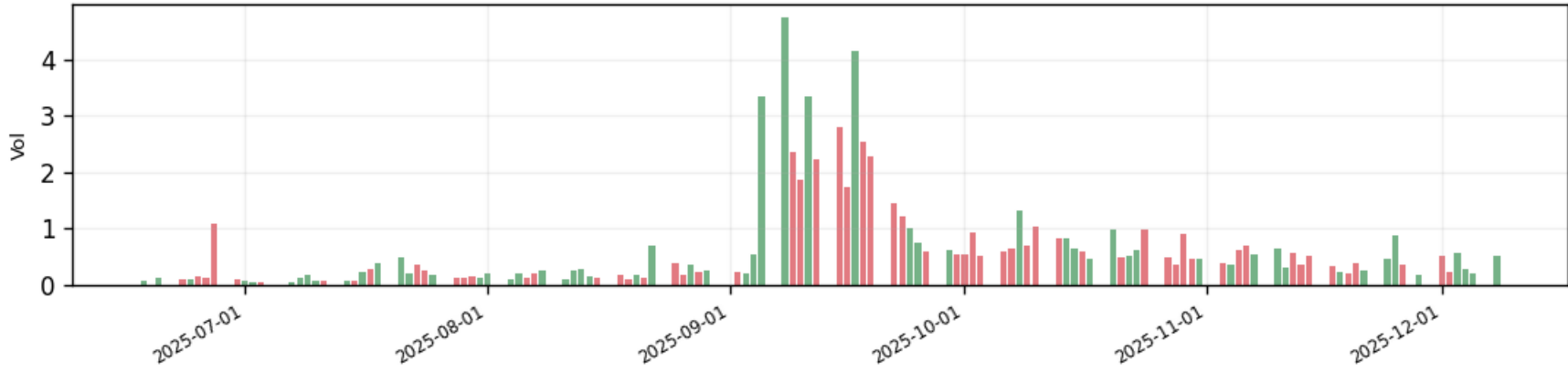


LDI — LDI — scan 2024 (+169% 30d at peak)

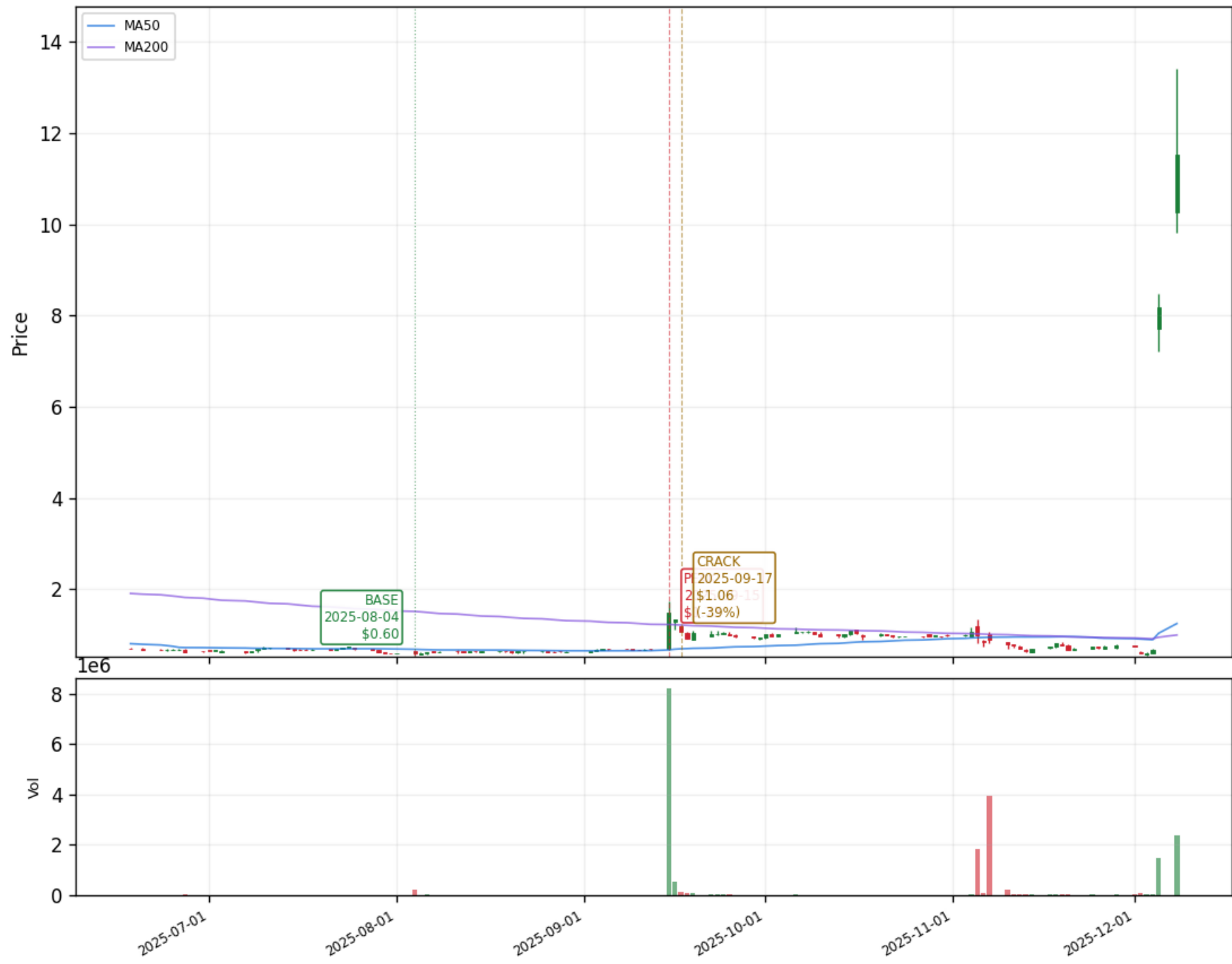
Peak \$4.87 on 2025-09-15 | Base→Peak +283% in 53d | 5d +28% / 10d +128% / 30d +190% | Crack -32% in 6d | Peak vol 26.1x 30d avg



1e7

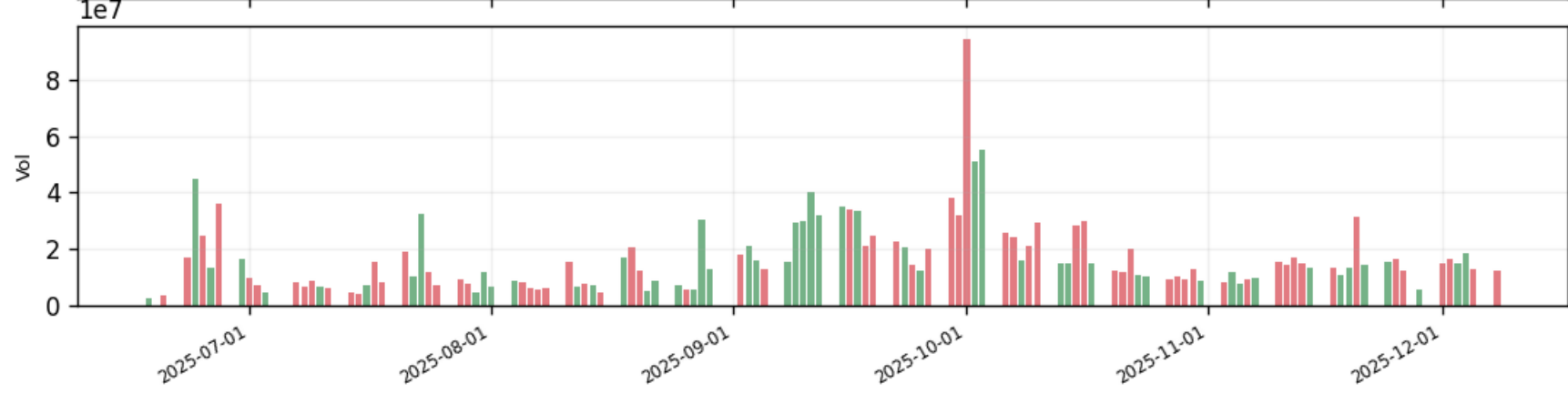
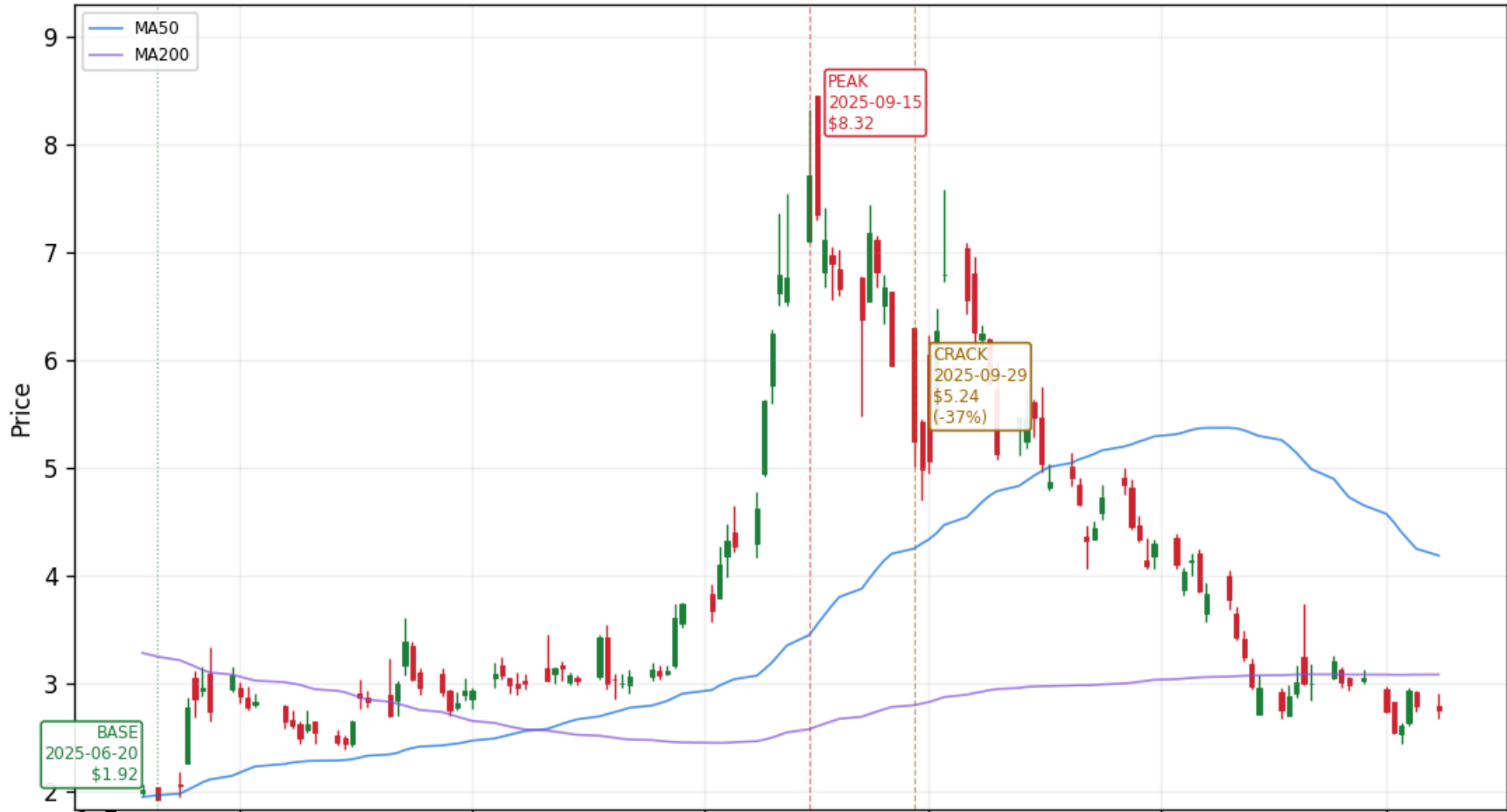


MTVA — MTVA — scan 2024 (+146% 30d at peak)
Peak \$1.73 on 2025-09-15 | Base→Peak +190% in 29d | 5d +151% / 10d +173% / 30d +184% | Crack -39% in 2d | Peak vol 1410.7× 30d avg | nominal prices (split-backed-out 0.



RZLV — RZLV — scan 2024 (+163% 30d at peak)

Peak \$8.32 on 2025-09-15 | Base→Peak +333% in 59d | 5d +80% / 10d +122% / 30d +184% | Crack -37% in 10d | Peak vol 9.0x 30d avg



VGZ — VGZ — scan 2024 (+133% 30d at peak)
Peak \$2.46 on 2025-09-15 | Base→Peak +167% in 32d | 5d +74% / 10d +100% / 30d +165% | Crack -31% in 30d | Peak vol 19.5x 30d avg



FGI — FGI — scan 2024 (+232% 30d at peak)
Peak \$12.62 on 2025-09-16 | Base→Peak +342% in 58d | 5d +241% / 10d +203% / 30d +219% | Crack -32% in 1d | Peak vol 650.3x 30d avg



TURB — TURB — scan 2024 (+449% 30d at peak)
Peak \$20.45 on 2025-09-16 | Base→Peak +817% in 44d | 5d +711% / 10d +793% / 30d +793% | Crack -45% in 1d | Peak vol 30735.0x 30d avg



AGMH — AGMH — scan 2024 (+381% 30d at peak)
Peak \$18.10 on 2025-09-19 | Base→Peak +928% in 10d | 5d +677% / 10d +928% / 30d +742% | Crack -47% in 1d | Peak vol 1859.1× 30d avg



FBYD — FBYD — scan 2024 (+225% 30d at peak)
Peak \$15.00 on 2025-09-19 | Base→Peak +163% in 59d | 5d +52% / 10d +135% / 30d +141% | Crack -30% in 6d | Peak vol 37.4x 30d avg



NTHI — NTHI — scan 2025 (+150% 30d at peak)

Peak \$12.44 on 2025-09-19 | Base→Peak +271% in 56d | 5d +19% / 10d +54% / 30d +159% | Crack -33% in 24d | Peak vol 18.9x 30d avg



OPAD — OPAD — scan 2024 (+385% 30d at peak)
Peak \$5.09 on 2025-09-19 | Base→Peak +460% in 57d | 5d +17% / 10d +0% / 30d +385% | Crack -36% in 13d | Peak vol 135.5x 30d avg



ATXG — Addentax — ~5000% Aug 2023

\$6565.40 on 2022-08-31 | Base→Peak +8654% in 60d | 5d +8654% / 10d +8654% / 30d +8654% | Crack -95% in 1d | Peak vol nan× 30d avg | nominal prices (split-backed-out)



AXTI — AXTI — scan 2024 (+210% 30d at peak)

Peak \$5.22 on 2025-09-22 | Base→Peak +172% in 35d | 5d +31% / 10d +68% / 30d +144% | Crack -23% in 14d | Peak vol 9.0x 30d avg



SLE — SLE — scan 2024 (+127% 30d at peak)
Peak \$11.43 on 2025-09-23 | Base→Peak +302% in 13d | 5d +256% / 10d +272% / 30d +205% | Crack -35% in 1d | Peak vol 806.1x 30d avg | nominal prices (split-backed-out 0.



AIXC — AIXC — scan 2024 (+231% 30d at peak)

Peak \$6.48 on 2025-09-25 | Base→Peak +288% in 30d | 5d +128% / 10d +210% / 30d +288% | Crack -32% in 10d | Peak vol 7.4× 30d avg



PEPG — PEPG — scan 2024 (+420% 30d at peak)

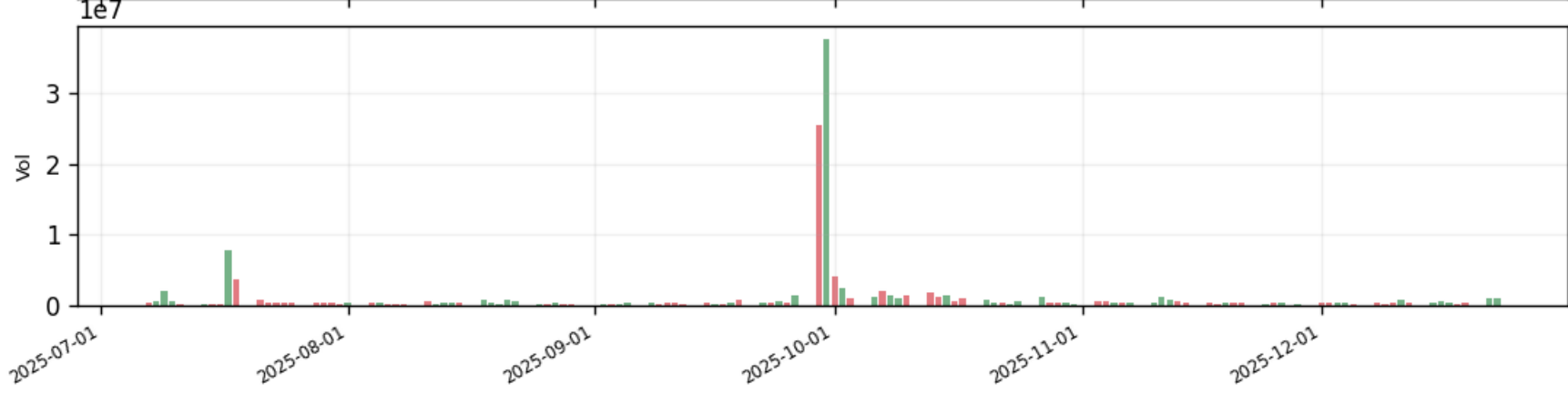
Peak \$6.34 on 2025-09-25 | Base→Peak +528% in 32d | 5d +209% / 10d +370% / 30d +461% | Crack -34% in 30d | Peak vol 420.7x 30d avg



SLMT — SLMT — scan 2024 (+761% 30d at peak)
Peak \$30.51 on 2025-09-29 | Base→Peak +434% in 19d | 5d +64% / 10d +345% / 30d +359% | Crack -38% in 6d | Peak vol 232.6× 30d avg



ZURA — ZURA — scan 2024 (+149% 30d at peak)
Peak \$4.65 on 2025-09-30 | Base→Peak +323% in 60d | 5d +126% / 10d +137% / 30d +167% | Crack -31% in 13d | Peak vol 55.6× 30d avg



BKKT — BKKT — scan 2024 (+430% 30d at peak)
Peak \$49.79 on 2025-10-02 | Base→Peak +526% in 29d | 5d +167% / 10d +392% / 30d +501% | Crack -34% in 6d | Peak vol 8.2× 30d avg



BQ — BQ — scan 2024 (+490% 30d at peak)
Peak \$16.50 on 2025-10-03 | Base→Peak +573% in 60d | 5d +464% / 10d +417% / 30d +535% | Crack -38% in 5d | Peak vol 14.3x 30d avg



CLPT — CLPT — scan 2024 (+178% 30d at peak)
Peak \$28.80 on 2025-10-03 | Base→Peak +188% in 44d | 5d +34% / 10d +157% / 30d +181% | Crack -34% in 21d | Peak vol 5.1× 30d avg



LAC — LAC — scan 2024 (+255% 30d at peak)
Peak \$9.33 on 2025-10-03 | Base→Peak +266% in 46d | 5d +47% / 10d +187% / 30d +239% | Crack -31% in 14d | Peak vol 22.7× 30d avg



MRAM — MRAM — scan 2024 (+439% 30d at peak)
Peak \$12.27 on 2025-10-03 | Base→Peak +107% in 41d | 5d +49% / 10d +54% / 30d +101% | Crack -31% in 29d | Peak vol 8.0x 30d avg

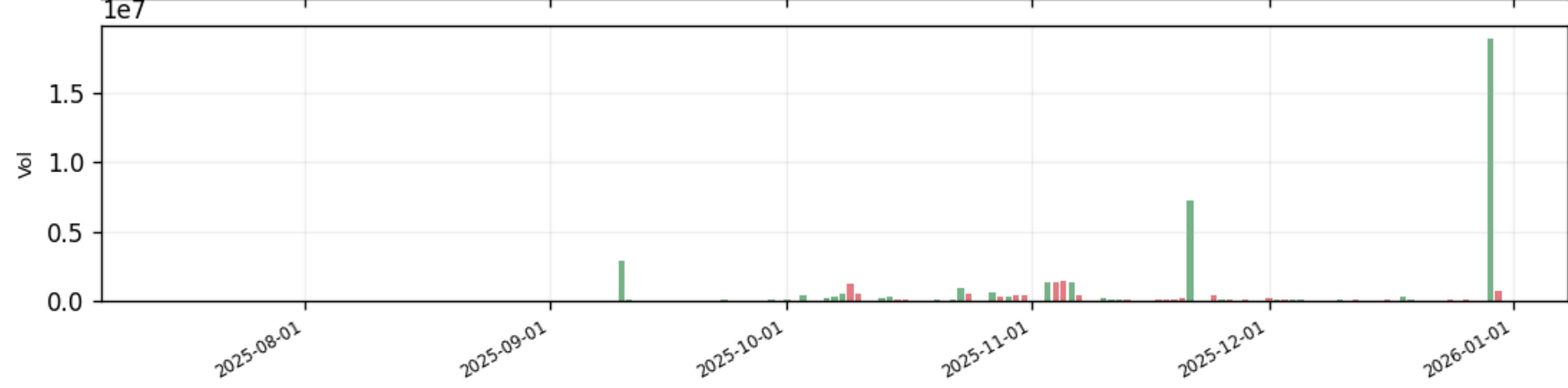


BLNK — Blink Charging

Peak \$8.50 on 2020-07-06 | Base→Peak +421% in 41d | 5d +181% / 10d +239% / 30d +415% | Crack -31% in 6d | Peak vol 202.6x 30d avg



CCTG — CCTG — scan 2024 (+111% 30d at peak)
Peak \$2.60 on 2025-10-08 | Base→Peak +157% in 41d | 5d +97% / 10d +106% / 30d +134% | Crack -40% in 1d | Peak vol 1051.1× 30d avg | nominal prices (split-backed-out)



PLG — PLG — scan 2024 (+110% 30d at peak)
Peak \$3.36 on 2025-10-08 | Base→Peak +142% in 35d | 5d +27% / 10d +60% / 30d +124% | Crack -34% in 9d | Peak vol 6.6x 30d avg



XBIO — XBIO — scan 2024 (+258% 30d at peak)

Peak \$13.93 on 2025-10-08 | Base→Peak +405% in 41d | 5d +349% / 10d +329% / 30d +382% | Crack -32% in 1d | Peak vol 974.4x 30d avg



IMTX — IMTX — scan 2024 (+102% 30d at peak)
Peak \$10.94 on 2025-10-09 | Base→Peak +115% in 28d | 5d +25% / 10d +55% / 30d +103% | Crack -21% in 21d | Peak vol 4.2× 30d avg

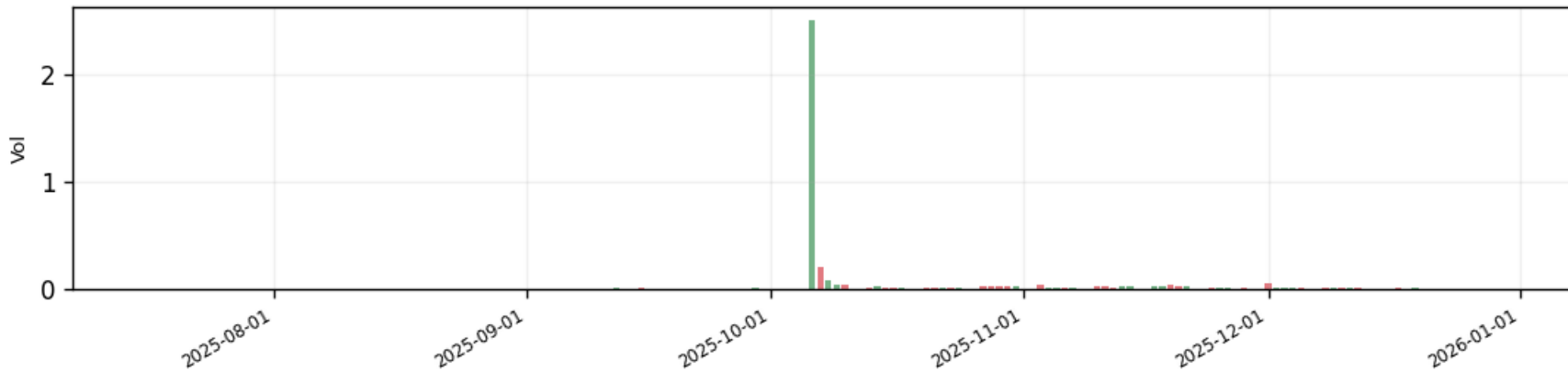


NBXT — NBXT — scan 2024 (+239% 30d at peak)
Peak \$30.23 on 2025-10-09 | Base→Peak +494% in 56d | 5d +52% / 10d +105% / 30d +236% | Crack -36% in 10d | Peak vol 40.1x 30d avg



SPRB — SPRB — scan 2024 (+2265% 30d at peak)

Peak \$180.00 on 2025-10-09 | Base→Peak +2471% in 28d | 5d +1993% / 10d +2223% / 30d +2306% | Crack -32% in 12d | Peak vol 206.7x 30d avg



NVX — NVX — scan 2024 (+107% 30d at peak)
Peak \$3.86 on 2025-10-10 | Base→Peak +230% in 49d | 5d +138% / 10d +216% / 30d +172% | Crack -35% in 3d | Peak vol 104.9× 30d avg



QNRX — QNRX — scan 2024 (+173% 30d at peak)

Peak \$41.80 on 2025-10-10 | Base→Peak +524% in 48d | 5d +481% / 10d +474% / 30d +457% | Crack -64% in 1d | Peak vol 2379.7× 30d avg



ELBM — ELBM — scan 2024 (+667% 30d at peak)

Peak \$8.70 on 2025-10-13 | Base→Peak +918% in 24d | 5d +517% / 10d +684% / 30d +851% | Crack -46% in 1d | Peak vol 1750.2x 30d avg



GWH — GWH — scan 2024 (+524% 30d at peak)
Peak \$13.87 on 2025-10-13 | Base→Peak +984% in 27d | 5d +590% / 10d +736% / 30d +857% | Crack -45% in 1d | Peak vol 584.7x 30d avg



NMG — NMG — scan 2024 (+160% 30d at peak)
Peak \$5.75 on 2025-10-13 | Base→Peak +230% in 52d | 5d +95% / 10d +111% / 30d +195% | Crack -32% in 2d | Peak vol 63.3x 30d avg



PMI — PMI — scan 2025 (+112% 30d at peak)
Peak \$9.89 on 2025-10-13 | Base→Peak +115% in 30d | 5d +2% / 10d +14% / 30d +115% | Crack -46% in 9d | Peak vol nanx 30d avg



ABAT — ABAT — scan 2024 (+370% 30d at peak)
Peak \$11.35 on 2025-10-14 | Base→Peak +446% in 47d | 5d +104% / 10d +134% / 30d +371% | Crack -50% in 2d | Peak vol 6.4x 30d avg



AQMS — AQMS — scan 2024 (+720% 30d at peak)

Peak \$39.40 on 2025-10-14 | Base→Peak +1039% in 37d | 5d +561% / 10d +516% / 30d +991% | Crack -65% in 1d | Peak vol 379.1× 30d avg



AREC — AREC — scan 2024 (+249% 30d at peak)
Peak \$7.11 on 2025-10-14 | Base→Peak +597% in 53d | 5d +83% / 10d +163% / 30d +265% | Crack -40% in 2d | Peak vol 28.2x 30d avg



AWX — AWX — scan 2024 (+102% 30d at peak)
Peak \$5.43 on 2025-10-14 | Base→Peak +126% in 26d | 5d +112% / 10d +108% / 30d +117% | Crack -41% in 1d | Peak vol 3779.6x 30d avg



CRML — CRML — scan 2024 (+415% 30d at peak)
Peak \$32.15 on 2025-10-14 | Base→Peak +851% in 54d | 5d +221% / 10d +417% / 30d +453% | Crack -40% in 2d | Peak vol 10.9x 30d avg



FCEL — FCEL — scan 2024 (+184% 30d at peak)
Peak \$11.70 on 2025-10-14 | Base→Peak +198% in 28d | 5d +15% / 10d +50% / 30d +191% | Crack -33% in 6d | Peak vol 6.8x 30d avg



GWAV — GWAV — scan 2024 (+180% 30d at peak)
Peak \$24.00 on 2025-10-14 | Base→Peak +284% in 26d | 5d +209% / 10d +254% / 30d +283% | Crack -49% in 1d | Peak vol 458.4x 30d avg



NAK — NAK — scan 2024 (+221% 30d at peak)

Peak \$2.98 on 2025-10-14 | Base→Peak +303% in 54d | 5d +59% / 10d +148% / 30d +247% | Crack -31% in 3d | Peak vol 3.6x 30d avg



NB — NB — scan 2024 (+167% 30d at peak)
Peak \$12.34 on 2025-10-14 | Base→Peak +355% in 53d | 5d +36% / 10d +85% / 30d +182% | Crack -33% in 2d | Peak vol 13.6x 30d avg

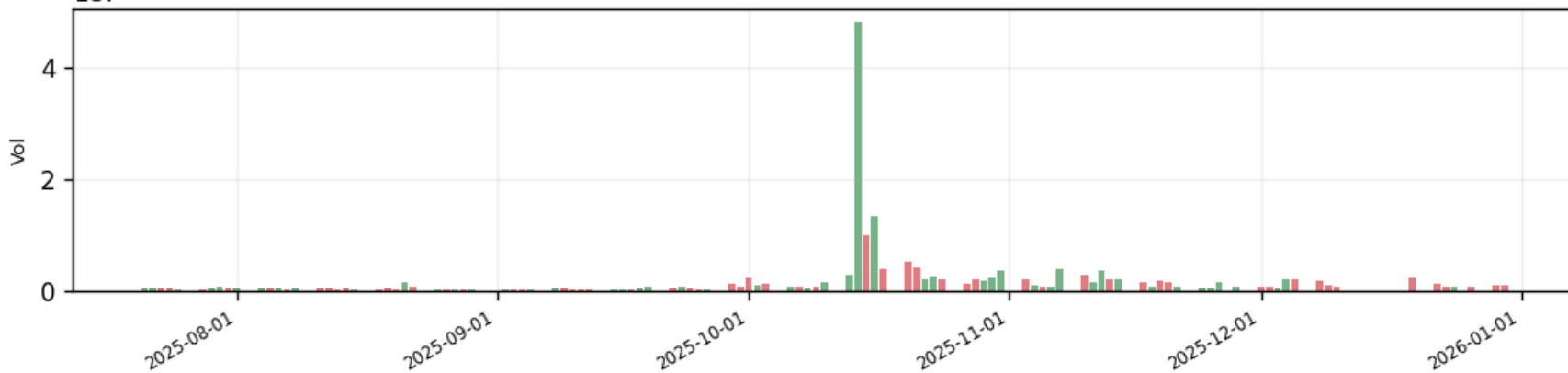


NVA — NVA — scan 2024 (+509% 30d at peak)

Peak \$81.40 on 2025-10-14 | Base→Peak +767% in 60d | 5d +255% / 10d +396% / 30d +590% | Crack -33% in 1d | Peak vol 248.8× 30d avg | nominal prices (split-backed-out)



1e7



STI — STI — scan 2024 (+754% 30d at peak)
Peak \$33.99 on 2025-10-14 | Base→Peak +1004% in 41d | 5d +598% / 10d +633% / 30d +936% | Crack -36% in 1d | Peak vol 222.2× 30d avg



TMQ — TMQ — scan 2024 (+554% 30d at peak)

Peak \$11.29 on 2025-10-14 | Base→Peak +653% in 47d | 5d +74% / 10d +438% / 30d +597% | Crack -37% in 2d | Peak vol 264.8x 30d avg



UAMY — UAMY — scan 2024 (+305% 30d at peak)
Peak \$19.71 on 2025-10-14 | Base→Peak +575% in 53d | 5d +127% / 10d +218% / 30d +357% | Crack -30% in 1d | Peak vol 9.3× 30d avg



WWR — WWR — scan 2024 (+335% 30d at peak)
Peak \$3.75 on 2025-10-14 | Base→Peak +451% in 22d | 5d +157% / 10d +295% / 30d +369% | Crack -34% in 1d | Peak vol 42.1× 30d avg



BZAI — BZAI — scan 2024 (+124% 30d at peak)

Peak \$6.76 on 2025-10-15 | Base→Peak +117% in 28d | 5d +27% / 10d +97% / 30d +112% | Crack -31% in 2d | Peak vol 10.9x 30d avg



COOT — COOT — scan 2024 (+384% 30d at peak)
Peak \$4.50 on 2025-10-15 | Base→Peak +800% in 59d | 5d +449% / 10d +599% / 30d +726% | Crack -51% in 1d | Peak vol 306.6x 30d avg



EGAN — EGAN — scan 2024 (+130% 30d at peak)
Peak \$15.21 on 2025-10-15 | Base→Peak +173% in 46d | 5d +18% / 10d +72% / 30d +144% | Crack -31% in 25d | Peak vol 20.6× 30d avg



EVAX — EVAX — scan 2024 (+325% 30d at peak)
Peak \$12.15 on 2025-10-15 | Base→Peak +369% in 30d | 5d +93% / 10d +174% / 30d +369% | Crack -44% in 2d | Peak vol 25.7× 30d avg



FLNC — FLNC — scan 2024 (+218% 30d at peak)

Peak \$21.87 on 2025-10-15 | Base→Peak +224% in 30d | 5d +46% / 10d +63% / 30d +224% | Crack -30% in 5d | Peak vol 4.6x 30d avg



KEEL — KEEL — scan 2024 (+402% 30d at peak)

Peak \$6.60 on 2025-10-15 | Base→Peak +469% in 52d | 5d +65% / 10d +136% / 30d +412% | Crack -32% in 4d | Peak vol 7.5x 30d avg



PFAI — PFAI — scan 2025 (+129% 30d at peak)
Peak \$4.93 on 2025-10-15 | Base→Peak +252% in 42d | 5d +153% / 10d +153% / 30d +146% | Crack -31% in 4d | Peak vol 1440.9x 30d avg



TE — TE — scan 2024 (+186% 30d at peak)
Peak \$5.26 on 2025-10-15 | Base→Peak +353% in 52d | 5d +80% / 10d +120% / 30d +187% | Crack -34% in 7d | Peak vol 16.9x 30d avg



PRSO — PRSO — scan 2024 (+183% 30d at peak)
Peak \$2.37 on 2025-10-16 | Base→Peak +193% in 39d | 5d +46% / 10d +96% / 30d +189% | Crack -33% in 2d | Peak vol 21.3x 30d avg



APLM — APLM — scan 2024 (+610% 30d at peak)
Peak \$40.01 on 2025-10-17 | Base→Peak +918% in 34d | 5d +117% / 10d +117% / 30d +675% | Crack -33% in 2d | Peak vol 3.5× 30d avg



RYOJ — RYOJ — scan 2025 (+363% 30d at peak)
Peak \$11.43 on 2025-10-21 | Base→Peak +502% in 33d | 5d +495% / 10d +472% / 30d +480% | Crack -47% in 1d | Peak vol 188.7x 30d avg



ARTV — ARTV — scan 2024 (+137% 30d at peak)

Peak \$5.62 on 2025-10-24 | Base→Peak +146% in 27d | 5d +7% / 10d +100% / 30d +120% | Crack -33% in 6d | Peak vol 14.1x 30d avg



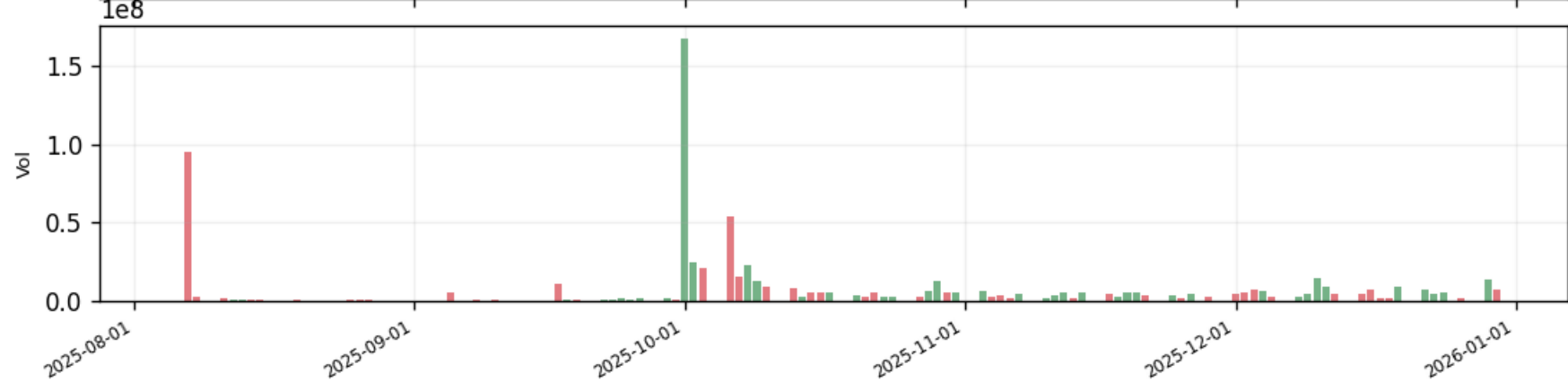
GNTA — GNTA — scan 2024 (+110% 30d at peak)

Peak \$10.00 on 2025-10-24 | Base→Peak +264% in 31d | 5d +215% / 10d +208% / 30d +239% | Crack -67% in 1d | Peak vol 3215.7 × 30d avg



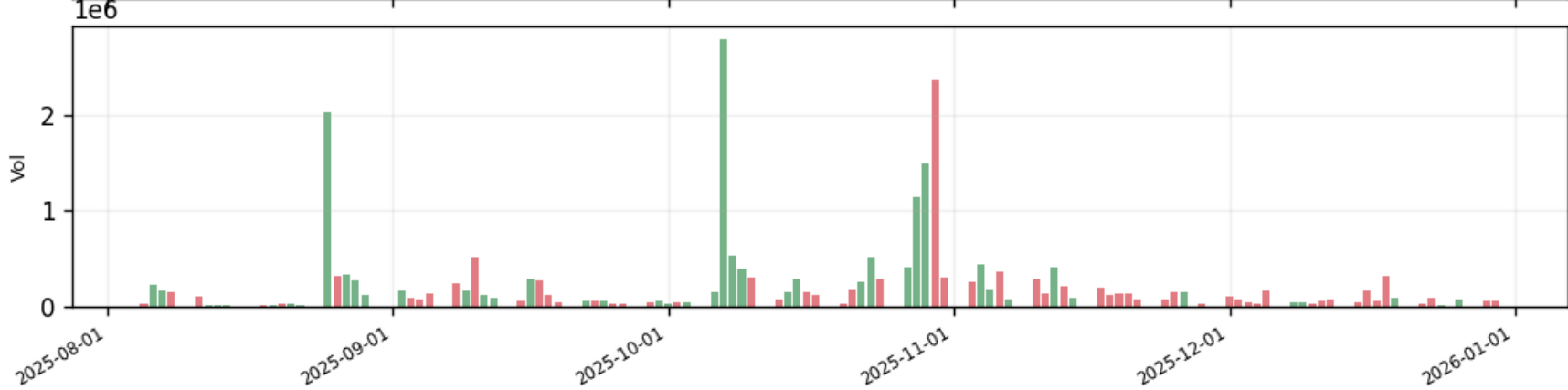
PALI — Palatin Technologies

Peak \$2.14 on 2025-10-29 | Base→Peak +296% in 35d | 5d +31% / 10d +24% / 30d +269% | Crack -29% in 7d | Peak vol 3.3x 30d avg



WETH — WETH — scan 2024 (+169% 30d at peak)

Peak \$3.68 on 2025-10-29 | Base→Peak +363% in 60d | 5d +94% / 10d +108% / 30d +181% | Crack -32% in 2d | Peak vol 22.0x 30d avg



MSAI — MSAI — scan 2024 (+173% 30d at peak)
Peak \$2.15 on 2025-11-03 | Base→Peak +327% in 11d | 5d +179% / 10d +291% / 30d +196% | Crack -38% in 1d | Peak vol 218.0x 30d avg | nominal prices (split-backed-out 0.



PRLD — PRLD — scan 2024 (+294% 30d at peak)
Peak \$4.22 on 2025-11-03 | Base→Peak +410% in 59d | 5d +147% / 10d +227% / 30d +318% | Crack -58% in 1d | Peak vol 200.1x 30d avg



CSIQ — CSIQ — scan 2024 (+151% 30d at peak)
Peak \$33.30 on 2025-11-10 | Base→Peak +250% in 51d | 5d +46% / 10d +117% / 30d +158% | Crack -36% in 8d | Peak vol 10.4x 30d avg



DMRA — DMRA — scan 2024 (+608% 30d at peak)

Peak \$29.03 on 2025-11-13 | Base→Peak +1025% in 47d | 5d +399% / 10d +295% / 30d +635% | Crack -40% in 5d | Peak vol 23.6x 30d avg



RDGT — RDGT — scan 2024 (+284% 30d at peak)
Peak \$5.07 on 2025-11-19 | Base→Peak +337% in 55d | 5d +33% / 10d +173% / 30d +284% | Crack -32% in 19d | Peak vol 26.0x 30d avg | nominal prices (split-backed-out 0.00)



LFS — LFS — scan 2025 (+117% 30d at peak)
Peak \$8.70 on 2025-11-20 | Base→Peak +418% in 8d | 5d +59% / 10d +337% / 30d +180% | Crack -33% in 1d | Peak vol 20.6x 30d avg



BYND — BYND — scan 2024 (+107% 30d at peak)
Peak \$1.48 on 2025-12-01 | Base→Peak +185% in 31d | 5d +72% / 10d +37% / 30d +129% | Crack -32% in 16d | Peak vol 14.4x 30d avg



FOXX — FOXX — scan 2024 (+146% 30d at peak)

Peak \$7.05 on 2025-12-02 | Base→Peak +312% in 8d | 5d +53% / 10d +220% / 30d +65% | Crack -37% in 1d | Peak vol 123.1x 30d avg



SND — SND — scan 2024 (+101% 30d at peak)

Peak \$4.51 on 2025-12-08 | Base→Peak +140% in 59d | 5d +38% / 10d +63% / 30d +101% | Crack -27% in 1d | Peak vol 16.7x 30d avg

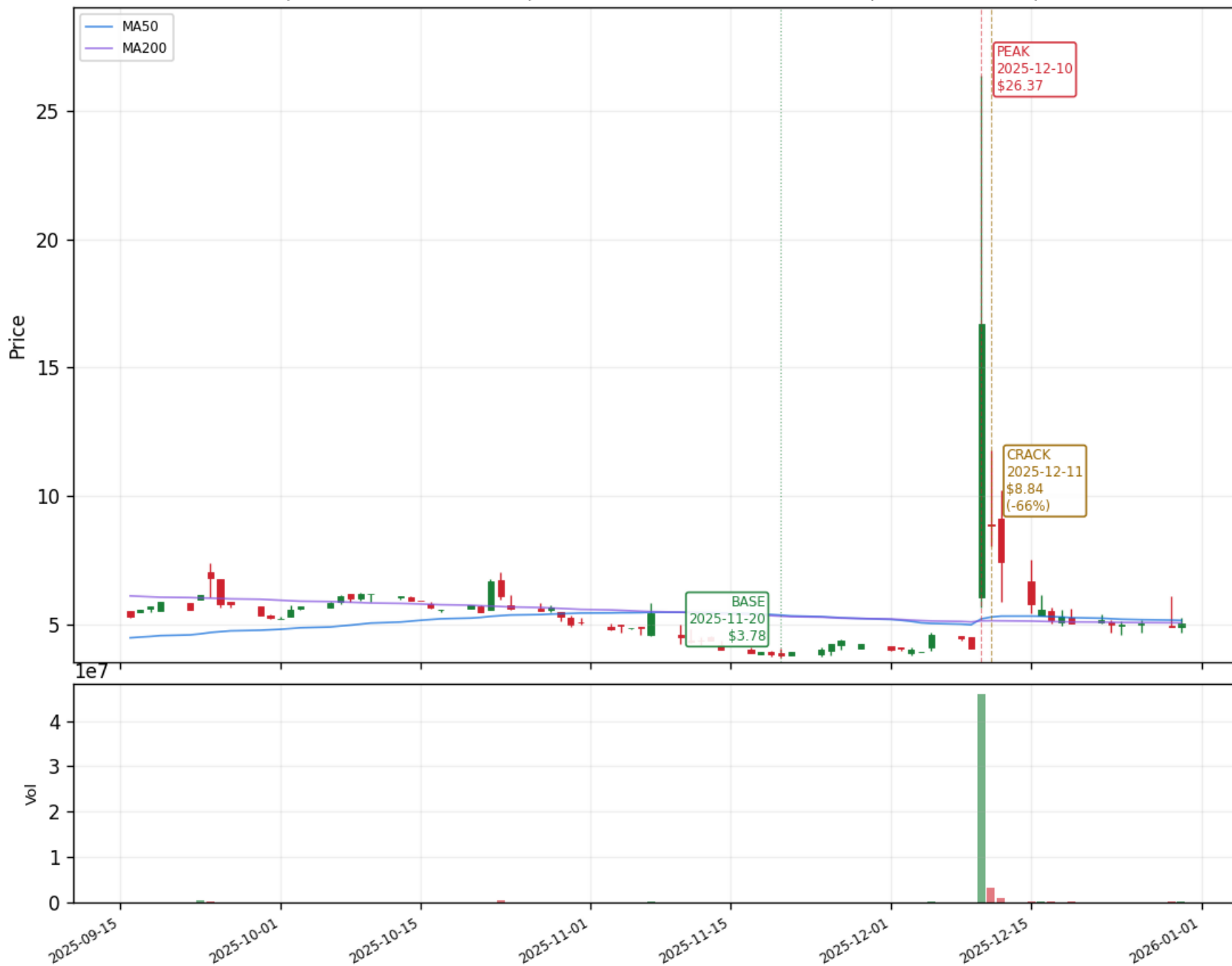


WVE — WVE — scan 2024 (+198% 30d at peak)
Peak \$21.73 on 2025-12-09 | Base→Peak +226% in 52d | 5d +211% / 10d +191% / 30d +185% | Crack -30% in 7d | Peak vol 17.6× 30d avg



BBGI — BBGI — scan 2024 (+525% 30d at peak)

Peak \$26.37 on 2025-12-10 | Base→Peak +598% in 13d | 5d +554% / 10d +522% / 30d +365% | Crack -66% in 1d | Peak vol 1470.7× 30d avg



INV — INV — scan 2024 (+128% 30d at peak)
Peak \$5.97 on 2025-12-10 | Base→Peak +134% in 28d | 5d +20% / 10d +9% / 30d +131% | Crack -30% in 12d | Peak vol 3.3x 30d avg



CV — CV — scan 2025 (+208% 30d at peak)
Peak \$15.37 on 2025-12-11 | Base→Peak +245% in 43d | 5d +140% / 10d +170% / 30d +229% | Crack -31% in 5d | Peak vol 56.7× 30d avg



RADX — RADX — scan 2024 (+102% 30d at peak)
Peak \$16.25 on 2025-12-15 | Base→Peak +284% in 9d | 5d +270% / 10d +249% / 30d +209% | Crack -63% in 1d | Peak vol 1561.5x 30d avg



BEAT — BEAT — scan 2024 (+324% 30d at peak)
Peak \$3.85 on 2025-12-16 | Base→Peak +560% in 14d | 5d +378% / 10d +445% / 30d +120% | Crack -33% in 6d | Peak vol 86.7x 30d avg



PETS — PETS — scan 2024 (+122% 30d at peak)

Peak \$4.10 on 2025-12-16 | Base→Peak +156% in 6d | 5d +155% / 10d +137% / 30d +68% | Crack -22% in 9d | Peak vol 67.1x 30d avg



SSP — SSP — scan 2024 (+205% 30d at peak)

Peak \$4.86 on 2025-12-19 | Base→Peak +215% in 30d | 5d +11% / 10d +49% / 30d +215% | Crack -21% in 6d | Peak vol 3.4x 30d avg



ASTI — ASTI — scan 2024 (+270% 30d at peak)

Peak \$7.40 on 2025-12-23 | Base→Peak +417% in 22d | 5d +90% / 10d +252% / 30d +335% | Crack -39% in 1d | Peak vol 68.0x 30d avg



HYMC — HYMC — scan 2024 (+344% 30d at peak)
 Peak \$29.80 on 2025-12-23 | Base→Peak +381% in 59d | 5d +125% / 10d +155% / 30d +278% | Crack -29% in 3d | Peak vol 15.6x 30d avg



GLSI — GLSI — scan 2024 (+255% 30d at peak)
Peak \$30.82 on 2025-12-29 | Base→Peak +293% in 23d | 5d +137% / 10d +187% / 30d +276% | Crack -33% in 1d | Peak vol 52.6x 30d avg



ASPC — ASPC — scan 2025 (+150% 30d at peak)

Peak \$31.12 on 2025-12-30 | Base→Peak +201% in 60d | 5d +150% / 10d +195% / 30d +182% | Crack -30% in 2d | Peak vol 115.1x 30d avg



SIDU — Sidus Space

Peak \$5.20 on 2026-01-06 | Base→Peak +720% in 24d | 5d +102% / 10d +348% / 30d +632% | Crack -34% in 4d | Peak vol 105.2× 30d avg



CJMB — CJMB — scan 2025 (+179% 30d at peak)
Peak \$3.95 on 2026-01-16 | Base→Peak +256% in 11d | 5d +193% / 10d +253% / 30d +182% | Crack -47% in 6d | Peak vol 112.6× 30d avg



NAMM — NAMM — scan 2025 (+442% 30d at peak)

Peak \$7.10 on 2026-01-28 | Base→Peak +672% in 7d | 5d +214% / 10d +634% / 30d +502% | Crack -48% in 2d | Peak vol 199.9x 30d avg



PLYX — PLYX — scan 2026 (+174% 30d at peak)
Peak \$9.18 on 2026-03-30 | Base→Peak +281% in 30d | 5d +66% / 10d +62% / 30d +281% | Crack -38% in 4d | Peak vol 4.1x 30d avg



YDDL — YDDL — scan 2025 (+143% 30d at peak)

Peak \$15.80 on 2026-04-06 | Base→Peak +202% in 53d | 5d +14% / 10d +64% / 30d +151% | Crack -67% in 4d | Peak vol 7.4x 30d avg



NUCL — NUCL — scan 2026 (+145% 30d at peak)

Peak \$14.22 on 2026-04-24 | Base→Peak +195% in 39d | 5d +27% / 10d +65% / 30d +166% | Crack -36% in 8d | Peak vol 4.1x 30d avg

